

Circuit breaker Universal current 220 V DC 230/400 V AC 10kA, 1-pole, C, 40 A for railway applications



Model	
Product brand name	SENTRON
Product designation	Miniature circuit breaker
Design of the product	For railway applications
General technical data	
Number of poles	1
Number of poles / Note	1P
Tripping characteristic class	C
Mechanical service life (switching cycles) / typical	5 000
Oversvoltage category	III
Voltage	
Insulation voltage	
• at DC / rated value	250 V
• with single-phase operation / at AC / rated value	440 V
• with multi-phase operation / at AC / rated value	440 V
Supply voltage / with single-phase operation / at AC / rated value	230 V

Supply voltage	
Type of voltage	AC/DC
Current / at AC / rated value	40 A
Supply voltage	
<ul style="list-style-type: none"> • at AC / rated value • at DC / rated value 	400 V 220 V
Operating voltage	
<ul style="list-style-type: none"> • at DC / rated value / maximum 	250 V
Supply voltage frequency	
<ul style="list-style-type: none"> • rated value 	50/60 Hz

Protection class	
Protection class IP	IP20, with connected conductors

Switching capacity	
Switching capacity current	
<ul style="list-style-type: none"> • at DC / acc. to IEC 60947-2 / rated value • acc. to EN 60898 / rated value 	15 kA 10 kA
Energy limiting class	3

Dissipation	
Power loss [W] / for rated value of the current / at AC / in hot operating state / per pole	3.5 W

Current	
Tripping residual / rated value / derated current / at 40 Cel	37.56 A
Suitability for operation	universal current

Product details	
Product function / neutral conductor switching	No
Product feature / Touch protection	Yes
Product component	
<ul style="list-style-type: none"> • combined terminal top • combined terminal bottom 	Yes Yes
Product feature	
<ul style="list-style-type: none"> • Properties for main switches in accordance with EN 60204-1 • halogen-free • sealable • silicon-free 	Yes Yes Yes Yes
Product extension / can be installed / supplementary devices	Yes

Short circuit	
Breaking capacity short-circuit current (I _{cn})	
<ul style="list-style-type: none"> • at DC / acc. to EN 60898-2 	10 kA

Connections

<ul style="list-style-type: none"> • Connectable conductor cross-section <ul style="list-style-type: none"> — solid — stranded • Connectable conductor cross-section / finely stranded / with core end processing 	0.75 ... 35 mm ² 0.75 ... 35 mm ² 0.75 ... 25 mm ²
AWG number / as coded connectable conductor cross section	18 ... 4
Tightening torque [lbf·in] / with screw-type terminals	22 ... 31 lbf·in
Tightening torque / with screw-type terminals	2.5 ... 3.5 N·m
Position / of power supply cord	AC as required, observe DC polarity

Mechanical Design




Height	90 mm
Width	18 mm
Depth	76 mm
Installation depth	70 mm
Number of width units	1
Mounting type	Quick assembly system
Mounting position	any
Net weight	172 g

Environmental conditions

Influence of the surrounding temperature	max. 95% to 55°C, max. 55% to 70°C, max. 35% to 75°C
Ambient temperature <ul style="list-style-type: none"> • during storage 	-40 ... +70 °C -40 ... +75 °C

Certificates

Reference code <ul style="list-style-type: none"> • acc. to DIN EN 61346-2 • acc. to DIN EN 81346-2 	F F
---	--------

General Product Approval		Declaration of Conformity	Test Certificates	other
 CCC	 VDE	Miscellaneous  EG-Konf.	Special Test Certificate	Miscellaneous

Railway

[Confirmation](#)

Further information

Information- and Downloadcenter (Catalogs, Brochures,...)

<http://www.siemens.com/lowvoltage/catalogs>

Industry Mall (Online ordering system)

<https://mall.industry.siemens.com/mall/en/en/Catalog/product?mlfb=5SY5140-7KK11>

Service&Support (Manuals, Certificates, Characteristics, FAQs,...)

<https://support.industry.siemens.com/cs/ww/en/ps/5SY5140-7KK11>

Image database (product images, 2D dimension drawings, 3D models, device circuit diagrams, ...)

http://www.automation.siemens.com/bilddb/cax_en.aspx?mlfb=5SY5140-7KK11

CAX-Online-Generator

<http://www.siemens.com/cax>

Tender specifications

<http://www.siemens.com/specifications>

