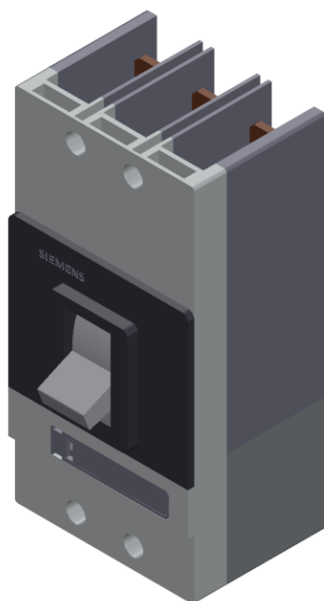


circuit breaker VL400H high breaking capacity $I_{cu}=70\text{kA}$, 415V AC 3-pole, non-auto. air circ. br. trip unit magnetic $I_n=400\text{A}$, rated current $I_l=4000\text{A}$, short-circuit protection Shunt release 380...600 V AC Auxiliary/alarm switch mounting kit 2 AUX (1 NO+1 NC)+1 AS (1 NO)



Model	
Type of the driving mechanism / motor drive	No
Design of the overcurrent release	M
General technical data	
Number of poles	3
Size of the circuit-breaker	3VL4
Electrical endurance (switching cycles) / typical	10 000

Usage category	A
Performance class for circuit breaker	N
Mechanical service life (switching cycles) / typical	20 000
Reference code / acc. to DIN 40719 extended according to IEC 204-2 / acc. to IEC 750	Q
Operating frequency / maximum	120 1/s

Voltage

Rated operational voltage U _e / max.	690 V
Insulation voltage	
• rated value	800 V
• at AC / rated value	800 V
Surge voltage resistance / rated value	8 kV
Operating voltage	
• rated value / maximum	690 V
• for main current circuit / at AC / at 50 Hz / maximum	690 V
• for main current circuit / at AC / at 60 Hz / maximum	690 V
• for main current circuit / at DC / maximum	500 V

Protection class

Protection class IP	IP20
Protective function of the overcurrent release	I

Current

Operating current / at 45 °C / rated value	400 A
Continuous current / rated value	400 A
Derating temperature / for the rated value of the continuous current	50 °C
Adjustable pick-up value current	
• of instantaneous short-circuit trip unit / initial value	4 000 A
• of instantaneous short-circuit trip unit / Full-scale value	4 000 A

Main circuit

Operating frequency	
• 1 / rated value	50 Hz
• 2 / rated value	60 Hz
Operating current	
• at 40 °C / rated value	400 A
• at 50 °C / rated value	400 A
• at 55 °C / rated value	372 A
• at 60 °C / rated value	372 A
• at 65 °C / rated value	344 A

- at 70 °C / rated value

344 A

Auxiliary circuit

Number of CO contacts / for auxiliary contacts	0
Number of NC contacts / for auxiliary contacts	1
Number of NO contacts / for auxiliary contacts	2

Suitability

Suitability for use	non-automatic circuit-breakers
---------------------	--------------------------------

Product details

Product component	
<ul style="list-style-type: none"> • Trip indicator 	Yes
<ul style="list-style-type: none"> • Auxiliary switch 	Yes
<ul style="list-style-type: none"> • Voltage trigger 	Yes
<ul style="list-style-type: none"> • undervoltage release 	No
<ul style="list-style-type: none"> • undervoltage release with leading contact 	No
Product extension / optional / motor drive	Yes

Product function

Product function	
<ul style="list-style-type: none"> • of thermal overload trip unit 	without
<ul style="list-style-type: none"> • Ground fault protection 	No
<ul style="list-style-type: none"> • for neutral conductors / Short-circuit and overload proof 	No
<ul style="list-style-type: none"> • Overload protection 	No

Short circuit

Operational short-circuit current breaking capacity (Ics)	
<ul style="list-style-type: none"> • at 240 V / rated value 	75 kA
<ul style="list-style-type: none"> • at 415 V / rated value 	70 kA
<ul style="list-style-type: none"> • at 500 V / rated value 	30 kA
<ul style="list-style-type: none"> • at 690 V / rated value 	8 kA
Maximum short-circuit current breaking capacity (Icu)	
<ul style="list-style-type: none"> • at 240 V / rated value 	100 kA
<ul style="list-style-type: none"> • at 415 V / rated value 	70 kA
<ul style="list-style-type: none"> • at 440 V / rated value 	50 kA
<ul style="list-style-type: none"> • at 480 V / acc. to NEMA / rated value 	50 kA
<ul style="list-style-type: none"> • at 500 V / rated value 	40 kA
<ul style="list-style-type: none"> • at 600 V / acc. to NEMA / rated value 	20 kA
<ul style="list-style-type: none"> • at 690 V / rated value 	15 kA




Connections






Arrangement of electrical connectors / for main current circuit	front side
---	------------

Type of connectable conductor cross-sections	
<ul style="list-style-type: none"> • for main contacts / with flexible busbar • for main contacts / solid • for main contacts / finely stranded / with core end processing • for main contacts / stranded • for auxiliary contacts / solid • for auxiliary contacts / finely stranded / with core end processing 	<p>25 x 10</p> <p>50 ... 300 mm²</p> <p>50 ... 240 mm²</p> <p>50 ... 300 mm²</p> <p>0.75 ... 1.5 mm²</p> <p>0,75 ... 1.0 mm²</p>
Type of electrical connection / for main current circuit	screw-type terminals

Mechanical Design	
Height	279.5 mm
Width	139 mm
Depth	163.5 mm
Mounting type	fixed mounting
<ul style="list-style-type: none"> • during operation • during storage 	<p>0 ... 70 °C</p> <p>-40 ... +80 °C</p>

Certificates	
Certificate of suitability	IEC, high switching capacity (H)
Reference code	Q
<ul style="list-style-type: none"> • acc. to DIN EN 61346-2 	

General Product Approval	EMC	Declaration of Conformity	Test Certificates
 <p>CCC</p> <p>Miscellaneous KC</p>	 <p>C-Tick</p>	 <p>EG-Konf.</p>	<p>Special Test Certificate</p>

Shipping Approval					
 <p>ABS</p>	 <p>BUREAU VERITAS</p>	 <p>LRS</p>	 <p>PRS</p>	 <p>RINA</p>	 <p>RMRS</p>

other			
Environmental Conformations	Miscellaneous	Confirmation	Manufacturer Declaration

Further information

Information- and Downloadcenter (Catalogs, Brochures,...)

<http://www.siemens.com/lowvoltage/catalogs>

Industry Mall (Online ordering system)

<https://mall.industry.siemens.com/mall/en/en/Catalog/product?mlfb=3VL4740-2DE36-8VD1>

Service&Support (Manuals, Certificates, Characteristics, FAQs,...)

<https://support.industry.siemens.com/cs/ww/en/ps/3VL4740-2DE36-8VD1>

Image database (product images, 2D dimension drawings, 3D models, device circuit diagrams, ...)

http://www.automation.siemens.com/bilddb/cax_en.aspx?mlfb=3VL4740-2DE36-8VD1

CAX-Online-Generator

<http://www.siemens.com/cax>

Tender specifications

<http://www.siemens.com/specifications>