

Safety position switch with separate actuator 5 directions of approaches Plastic enclosure, EN 50047 ASIsafe integrated AS-i status: 1:F-IN1, 2: F-IN2 3:AS-i/FAULT Slow-action contacts 2 NC with M12 connector 4-pole Channel 1 to NC, Channel 2 to NC



Product brand name	SIRIUS
Product designation	Mechanical safety switches
Product type designation	3SF12
Manufacturer's article number	3SE5000-0AV01 standard actuator, 3SE5000-0AV02 actuator with vertical fixing, 3SE5000-0AV03 actuator with transverse fixing, 3SE5000-0AV04 radius actuator left, 3SE5000-0AV05 universal actuator, 3SE5000-0AV06 radius actuator right
<ul style="list-style-type: none"> of the optional actuators 	
Suitability for use safety switch	Yes

General technical data	
Product function	Yes
<ul style="list-style-type: none"> positive opening 	
Degree of pollution	class 3
Surge voltage resistance rated value	0.8 kV
Protection class IP	IP65
Shock resistance	30 g / 11 ms
<ul style="list-style-type: none"> acc. to IEC 60068-2-27 	
Mechanical service life (switching cycles)	1 000 000
<ul style="list-style-type: none"> typical 	

Material of the enclosure of the switch head	plastic enclosure
Reference code acc. to DIN EN 81346-2	B
Reference code acc. to DIN EN 61346-2	B
Active principle	mechanical
Repeat accuracy	0.1 mm
Minimum actuating force in activation direction	20 N
Length of the sensor	118 mm
Width of the sensor	31 mm
Design of the switching contact	mechanical
Number of NC contacts for auxiliary contacts	2
Number of NO contacts for auxiliary contacts	0
Number of CO contacts for auxiliary contacts	1
Design of the interface for safety-related communication	ASIsafe via M12 plug

Enclosure

Design of the housing	block, narrow
Material of the enclosure	plastic
Design of the housing acc. to standard	Yes

Drive Head

Design of the operating mechanism	without
Design of the switching function	positive opening
Circuit principle	slow-action contacts
Number of switching contacts safety-related	2

Connections/ Terminals

Type of electrical connection	M12 plug, fixed, 4-pole
-------------------------------	-------------------------

Safety related data

B10 value	
<ul style="list-style-type: none"> with high demand rate acc. to SN 31920 	1 000 000
Proportion of dangerous failures	
<ul style="list-style-type: none"> with high demand rate acc. to SN 31920 	20 %
Design of plug-in connection	M12 plug, 4-pole: Pin 1 = ASI+ , Pin 2 = not assigned, Pin 3= ASI- , Pin 4 = not assigned
AS interface slave profile	0.B.F
ID1 code	F (hex, variable 0...F)

Supply voltage

Type of voltage of the supply voltage	
<ul style="list-style-type: none"> of the optional LED indicator 	DC
Supply voltage	
<ul style="list-style-type: none"> of LED 	24 V




Installation/ mounting/ dimensions

Mounting position	any
--------------------------	-----

Mounting type

screw fixing

Certificates/ approvals

General Product Approval	Functional Safety/Safety of Machinery	Declaration of Conformity	Test Certificates
 UL		 EG-Konf.	
	Type Examination Certificate	Miscellaneous	Type Test Certificates/Test Report

other

[Confirmation](#)

Further information

Information- and Downloadcenter (Catalogs, Brochures,...)

www.siemens.com/sirius/catalogs

Industry Mall (Online ordering system)

<https://mall.industry.siemens.com/mall/en/en/Catalog/product?mlfb=3SF1234-1QV40-1BA1>

Cax online generator

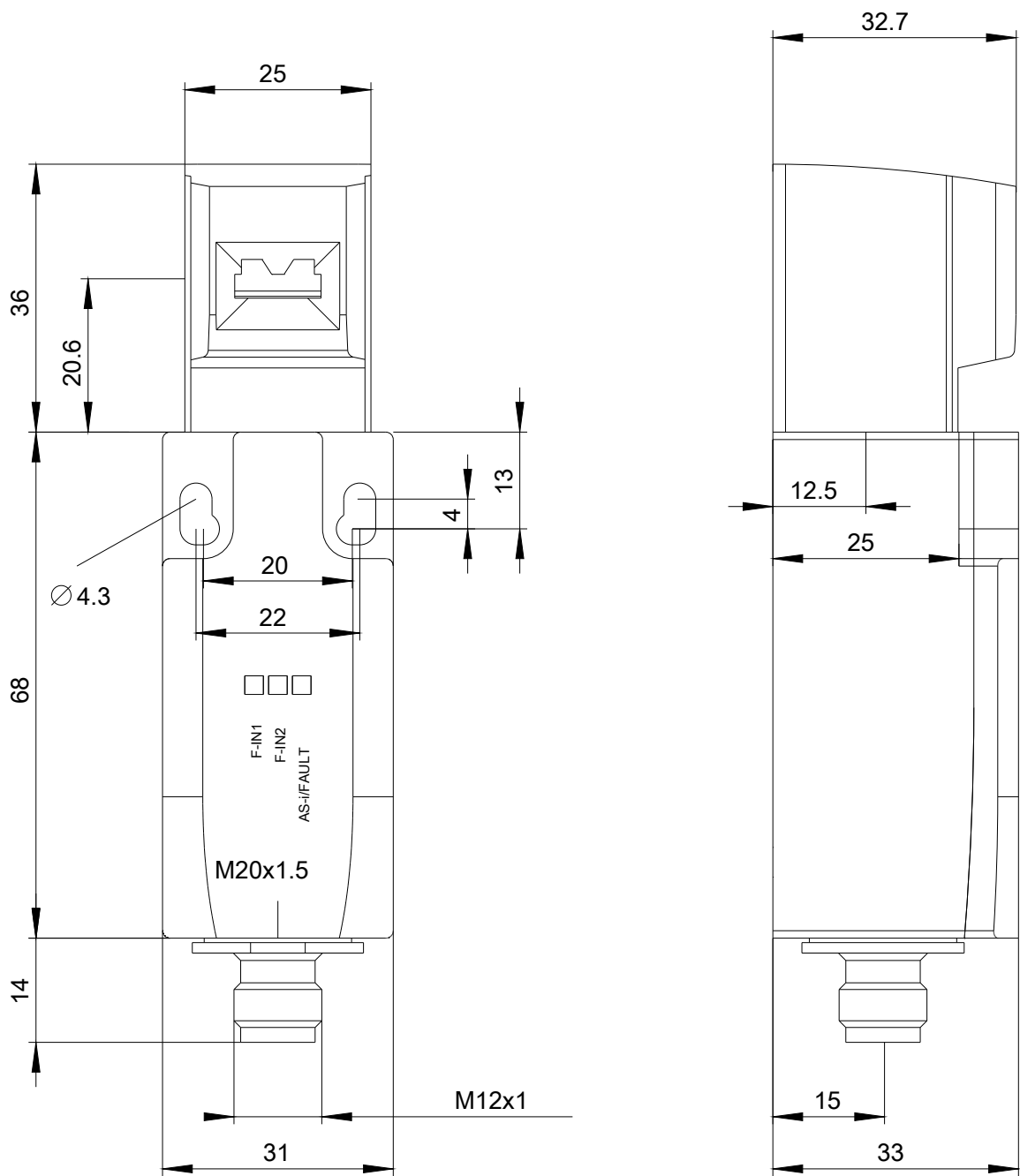
<http://support.automation.siemens.com/WW/CAXorder/default.aspx?lang=en&mlfb=3SF1234-1QV40-1BA1>

Service&Support (Manuals, Certificates, Characteristics, FAQs,...)

<https://support.industry.siemens.com/cs/ww/en/ps/3SF1234-1QV40-1BA1>

Image database (product images, 2D dimension drawings, 3D models, device circuit diagrams, EPLAN macros, ...)

http://www.automation.siemens.com/bilddb/cax_de.aspx?mlfb=3SF1234-1QV40-1BA1&lang=en





1	→	ASI +
2	→	n. c.
3	→	ASI -
4	→	n. c.

last modified:

09/12/2019