



SIRIUS MCU motor starter Enclosure degree of protection IP55 plastic Communication without electromechanically switching Short-circuit protection with circuit breaker DOL starter Brake without Performance class 10.00 A Motor circuit breaker with bi-metal thermal Manual operation without Connection power M screw connection Standard product

General technical data:	
<b>Design of the product</b>	direct starter
<b>Product function</b>	
• Bus communication	No
• Short circuit protection	Yes
<b>Protocol is supported</b>	
• AS-interface protocol	No
• PROFINET protocol	No
• PROFIBUS DP protocol	No
<b>Product component Motor brake output</b>	No
<b>Product feature</b>	
• brake control with 24 V DC	No
• brake control with 180 V DC	No
• brake control with 500 V DC	No
• brake control with 230 V AC	No
• brake control with 400 V AC	No
<b>Product extension braking module for brake control</b>	No
<b>Type of assignment</b>	1
<b>Width</b>	182 mm

Height	220 mm
Depth	145 mm
Operating frequency minimum	80 1/h
Equipment marking acc. to DIN 40719 extended according to IEC 204-2 acc. to IEC 750	A
Equipment marking acc. to DIN EN 61346-2	Q

#### Control circuit/ Control:

Type of voltage	DC
Control supply voltage	
<ul style="list-style-type: none"> <li>• at DC rated value</li> <li>— minimum</li> <li>— maximum</li> </ul>	20.4 V 26.4 V
Number of digital inputs	0

#### Main circuit:

Design of short-circuit protection	circuit-breakers
Type of the motor protection	bimetal
Design of the switching contact	electromechanical
Operating current at AC at 400 V rated value	10 A
Operating voltage rated value	340 ... 440 V
Operating power at AC-3 at 400 V rated value	4 kW
Operating power for three-phase motors at 400 V at 50 Hz	4 ... 4 kW
Adjustable pick-up value current of the current-dependent overload release	7 ... 10 A
Maximum short-circuit current breaking capacity (I <sub>cu</sub> ) at 400 V rated value	50 000 A
Number of poles for main current circuit	3



#### Connections/ Terminals:

Type of electrical connection for main current circuit	screw-type terminals
--	----------------------

#### Ambient conditions:

Protection class IP	IP55
Ambient temperature during operation	-25 ... +35 °C

#### Certificates/ approvals:

General Product Approval	Declaration of Conformity	Test Certificates	other
		<a href="#">Miscellaneous</a>	<a href="#">Confirmation</a>



[Miscellaneous](#)

[Type Test Certificates/Test Report](#)

[Confirmation](#)

## Further information

### Information- and Downloadcenter (Catalogs, Brochures,...)

<http://www.siemens.com/industrial-controls/catalogs>

### Industry Mall (Online ordering system)

<http://www.siemens.com/industrymall>

### Cax online generator

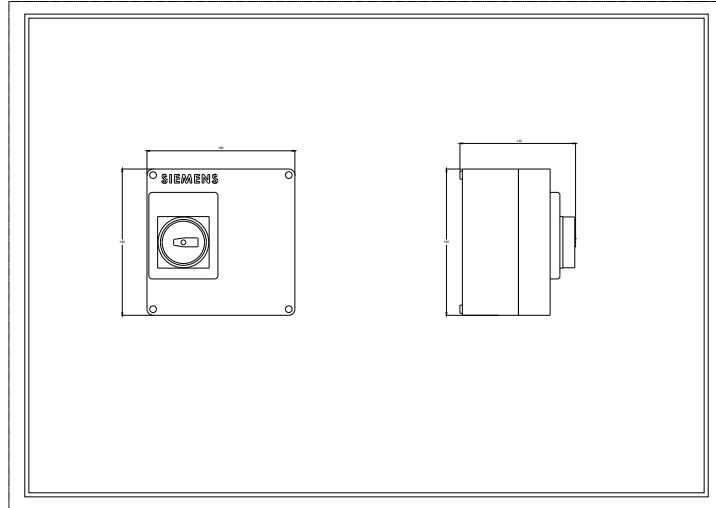
<http://support.automation.siemens.com/WW/CAXorder/default.aspx?lang=en&mfb=3RK4340-3NR51-0BA0>

### Service&Support (Manuals, Certificates, Characteristics, FAQs,...)

<https://support.industry.siemens.com/cs/ww/en/ps/3RK4340-3NR51-0BA0>

### Image database (product images, 2D dimension drawings, 3D models, device circuit diagrams, EPLAN macros, ...)

[http://www.automation.siemens.com/bilddb/cax\\_de.aspx?mfb=3RK4340-3NR51-0BA0&lang=en](http://www.automation.siemens.com/bilddb/cax_de.aspx?mfb=3RK4340-3NR51-0BA0&lang=en)



last modified:

07/25/2019