

circuit breaker VL250 UL; type FG (cat no. HFS3S250) non-interchangeable frame, with circuit breaker approval acc. to UL 489 high breaking capacity 3-pole, NEMA rating 65kA/480V, (molded case switch) Electronic Trip Unit magnetic TA=40°C In=< 250A, rated current II=3500A short-circuit protection non-auto. air circuit breaker without connection accessories without auxiliary release without auxiliary/alarm switch

Model	
Type of the driving mechanism / motor drive	No
Design of the overcurrent release	M
General technical data	
Number of poles	3
Size of the circuit-breaker	3VL3 UL
Electrical endurance (switching cycles) / typical	10 000

Usage category	A
Performance class for circuit breaker	N
Mechanical service life (switching cycles) / typical	20 000
Reference code / acc. to DIN 40719 extended according to IEC 204-2 / acc. to IEC 750	Q
Operating frequency / maximum	120 1/s

Voltage

Rated operational voltage U _e / max.	690 V
Insulation voltage	
• rated value	800 V
• at AC / rated value	800 V
Surge voltage resistance / rated value	8 kV
Operating voltage	
• rated value / maximum	690 V
• for main current circuit / at AC / at 50 Hz / acc. to UL 489 / maximum	600 V
• for main current circuit / at AC / at 50 Hz / maximum	690 V
• for main current circuit / at AC / at 60 Hz / acc. to UL 489 / maximum	600 V
• for main current circuit / at AC / at 60 Hz / maximum	690 V
• for main current circuit / at DC / acc. to UL 489 / maximum	500 V

Protection class

Protection class IP	IP20
Protective function of the overcurrent release	I

Current

Continuous current / rated value	250 A
Derating temperature / for the rated value of the continuous current	
• acc. to UL 489	40 °C
Adjustable pick-up value current	
• of instantaneous short-circuit trip unit / initial value	3 500 A
• of instantaneous short-circuit trip unit / Full-scale value	3 500 A

Main circuit

Operating frequency	
• 1 / rated value	50 Hz
• 2 / rated value	60 Hz

Auxiliary circuit

Number of CO contacts / for auxiliary contacts	0
Number of NC contacts / for auxiliary contacts	0
Number of NO contacts / for auxiliary contacts	0

Suitability

Suitability for use	non-automatic circuit-breakers
---------------------	--------------------------------

Product details

Product component	
<ul style="list-style-type: none"> • Trip indicator • Auxiliary switch • Voltage trigger • undervoltage release • undervoltage release with leading contact 	<p>No</p> <p>No</p> <p>No</p> <p>No</p> <p>No</p>
Product extension / optional / motor drive	Yes

Product function

Product function	
<ul style="list-style-type: none"> • of thermal overload trip unit • Ground fault protection • for neutral conductors / Short-circuit and overload proof • Overload protection 	<p>without</p> <p>No</p> <p>No</p> <p>No</p>

Short circuit

Operational short-circuit current breaking capacity (Ics)	
<ul style="list-style-type: none"> • at 240 V / rated value • at 415 V / rated value • at 690 V / rated value 	<p>75 kA</p> <p>70 kA</p> <p>6 kA</p>
Maximum short-circuit current breaking capacity (Icu)	
<ul style="list-style-type: none"> • at 240 V / rated value • at 415 V / rated value • at 480 V / acc. to NEMA / rated value • at 600 V / acc. to NEMA / rated value • at 690 V / rated value 	<p>100 kA</p> <p>70 kA</p> <p>65 kA</p> <p>20 kA</p> <p>12 kA</p>

Connections

Arrangement of electrical connectors / for main current circuit	front side
Type of connectable conductor cross-sections	
<ul style="list-style-type: none"> • for main contacts / with flexible busbar • for main contacts / solid • for main contacts / stranded • for auxiliary contacts / solid 	<p>24 x 7 mm</p> <p>35 ... 120 mm²</p> <p>35 ... 120 mm²</p> <p>0.75 ... 1.5 mm²</p>

- for auxiliary contacts / finely stranded / with core end processing

0,75 ... 1.0 mm²

Type of electrical connection / for main current circuit






without connection accessoires

Mechanical Design

Height	185.5 mm
Width	104.5 mm
Depth	106.5 mm
Mounting type	fixed mounting
<ul style="list-style-type: none"> • during operation • during storage 	0 ... 70 °C -40 ... +80 °C

Certificates

Certificate of suitability	UL high switching capacity (H), non-interchangeable
Reference code	Q
<ul style="list-style-type: none"> • acc. to DIN EN 61346-2 	

General Product Approval	EMC	Declaration of Conformity	Test Certificates	Shipping Approval
 CCC	 C-Tick	 EG-Konf.	 Special Test Certificate	 RMRS

other

- [Miscellaneous](#)
- [Environmental Conformations](#)
- [Confirmation](#)
- [Manufacturer Declaration](#)

Further information

Information- and Downloadcenter (Catalogs, Brochures,...)

<http://www.siemens.com/lowvoltage/catalogs>

Industry Mall (Online ordering system)

<https://mall.industry.siemens.com/mall/en/en/Catalog/product?mlfb=3VL3125-2KE30-0AA0>

Service&Support (Manuals, Certificates, Characteristics, FAQs,...)

<https://support.industry.siemens.com/cs/ww/en/ps/3VL3125-2KE30-0AA0>

Image database (product images, 2D dimension drawings, 3D models, device circuit diagrams, ...)

http://www.automation.siemens.com/bilddb/cax_en.aspx?mlfb=3VL3125-2KE30-0AA0

CAX-Online-Generator

<http://www.siemens.com/cax>

Tender specifications

<http://www.siemens.com/specifications>