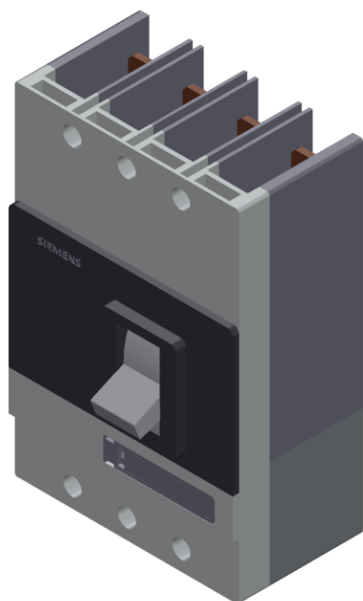


circuit breaker VL400H high breaking capacity $I_{cu}=70\text{kA}$, 415V AC 4-pole, non-auto. air circ. br. trip unit magnetic $I_n=400\text{A}$, rated current $I_l=4000\text{A}$, short-circuit protection Undervoltage release 220...250 V DC without auxiliary/alarm switch



Model	
Type of the driving mechanism / motor drive	No
Design of the overcurrent release	M
General technical data	
Number of poles	4
Size of the circuit-breaker	3VL4
Electrical endurance (switching cycles) / typical	10 000

Usage category	A
Performance class for circuit breaker	N
Mechanical service life (switching cycles) / typical	20 000
Reference code / acc. to DIN 40719 extended according to IEC 204-2 / acc. to IEC 750	Q
Operating frequency / maximum	120 1/s

Voltage

Rated operational voltage U_e / max.	690 V
Insulation voltage	
• rated value	800 V
• at AC / rated value	800 V
Surge voltage resistance / rated value	8 kV
Operating voltage	
• rated value / maximum	690 V
• for main current circuit / at AC / at 50 Hz / maximum	690 V
• for main current circuit / at AC / at 60 Hz / maximum	690 V
• for main current circuit / at DC / maximum	500 V

Protection class

Protection class IP	IP20
Protective function of the overcurrent release	I

Current

Operating current / at 45 °C / rated value	400 A
Continuous current / rated value	400 A
Derating temperature / for the rated value of the continuous current	50 °C
Adjustable pick-up value current	
• of instantaneous short-circuit trip unit / initial value	4 000 A
• of instantaneous short-circuit trip unit / Full-scale value	4 000 A

Main circuit

Operating frequency	
• 1 / rated value	50 Hz
• 2 / rated value	60 Hz
Operating current	
• at 40 °C / rated value	400 A
• at 50 °C / rated value	400 A
• at 55 °C / rated value	372 A
• at 60 °C / rated value	372 A
• at 65 °C / rated value	344 A

- at 70 °C / rated value

344 A

Auxiliary circuit

Number of CO contacts / for auxiliary contacts	0
Number of NC contacts / for auxiliary contacts	0
Number of NO contacts / for auxiliary contacts	0

Suitability

Suitability for use	non-automatic circuit-breakers
---------------------	--------------------------------

Product details

Product component	
• Trip indicator	No
• Auxiliary switch	No
• Voltage trigger	No
• undervoltage release	Yes
• undervoltage release with leading contact	No
Product extension / optional / motor drive	Yes

Product function

Product function	
• of thermal overload trip unit	without
• Ground fault protection	No
• for neutral conductors / Short-circuit and overload proof	No
• Overload protection	No

Short circuit

Operational short-circuit current breaking capacity (Ics)	
• at 240 V / rated value	75 kA
• at 415 V / rated value	70 kA
• at 500 V / rated value	30 kA
• at 690 V / rated value	8 kA
Maximum short-circuit current breaking capacity (Icu)	
• at 240 V / rated value	100 kA
• at 415 V / rated value	70 kA
• at 440 V / rated value	50 kA
• at 480 V / acc. to NEMA / rated value	50 kA
• at 500 V / rated value	40 kA
• at 600 V / acc. to NEMA / rated value	20 kA
• at 690 V / rated value	15 kA



Connections

Arrangement of electrical connectors / for main current circuit	front side
---	------------

Type of connectable conductor cross-sections	
<ul style="list-style-type: none"> • for main contacts / with flexible busbar • for main contacts / solid • for main contacts / finely stranded / with core end processing • for main contacts / stranded • for auxiliary contacts / solid • for auxiliary contacts / finely stranded / with core end processing 	<p>25 x 10</p> <p>50 ... 300 mm²</p> <p>50 ... 240 mm²</p> <p>50 ... 300 mm²</p> <p>0.75 ... 1.5 mm²</p> <p>0,75 ... 1.0 mm²</p>
Type of electrical connection / for main current circuit	screw-type terminals

Mechanical Design	
Height	279.5 mm
Width	183.5 mm
Depth	163.5 mm
Mounting type	fixed mounting
<ul style="list-style-type: none"> • during operation • during storage 	<p>0 ... 70 °C</p> <p>-40 ... +80 °C</p>

Certificates	
Certificate of suitability	IEC, high switching capacity (H)
Reference code	Q
<ul style="list-style-type: none"> • acc. to DIN EN 61346-2 	

General Product Approval	EMC	Declaration of Conformity	Test Certificates	Shipping Approval
Miscellaneous	KC	 C-Tick	Special Test Certificate	 ABS

Shipping Approval	other
 BUREAU VERITAS	Confirmation
 LRS	
 PRS	
 RINA	
 RMRS	

other
Miscellaneous
Environmental Confirmations
Manufacturer Declaration

Further information

Information- and Downloadcenter (Catalogs, Brochures,...)

<http://www.siemens.com/lowvoltage/catalogs>

Industry Mall (Online ordering system)

<https://mall.industry.siemens.com/mall/en/en/Catalog/product?mlfb=3VL4740-2EE46-2SA0>

Service&Support (Manuals, Certificates, Characteristics, FAQs,...)

<https://support.industry.siemens.com/cs/ww/en/ps/3VL4740-2EE46-2SA0>

Image database (product images, 2D dimension drawings, 3D models, device circuit diagrams, ...)

http://www.automation.siemens.com/bilddb/cax_en.aspx?mlfb=3VL4740-2EE46-2SA0

CAX-Online-Generator

<http://www.siemens.com/cax>

Tender specifications

<http://www.siemens.com/specifications>