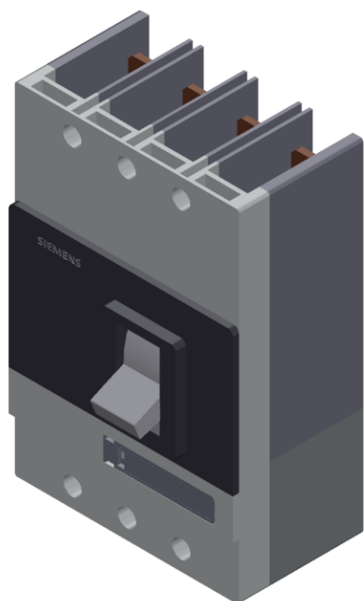


circuit breaker VL400N standard breaking capacity $I_{cu}=55kA$, 415V AC 4-pole, non-auto. air circ. br. trip unit magnetic $I_n=400A$, rated current $I_l=4000A$, short-circuit protection Shunt release 110...127 V AC Auxiliary/alarm switch mounting kit 2 AUX (1 NO+1 NC)+1 AS (1 NO)



Model	
Type of the driving mechanism / motor drive	No
Design of the overcurrent release	M
General technical data	
Number of poles	4
Size of the circuit-breaker	3VL4
Electrical endurance (switching cycles) / typical	10 000

Usage category	A
Performance class for circuit breaker	N
Mechanical service life (switching cycles) / typical	20 000
Reference code / acc. to DIN 40719 extended according to IEC 204-2 / acc. to IEC 750	Q
Operating frequency / maximum	120 1/s

Voltage

Rated operational voltage U_e / max.	690 V
Insulation voltage	
• rated value	800 V
• at AC / rated value	800 V
Surge voltage resistance / rated value	8 kV
Operating voltage	
• rated value / maximum	690 V
• for main current circuit / at AC / at 50 Hz / maximum	690 V
• for main current circuit / at AC / at 60 Hz / maximum	690 V
• for main current circuit / at DC / maximum	500 V

Protection class

Protection class IP	IP20
Protective function of the overcurrent release	I

Current

Operating current / at 45 °C / rated value	400 A
Continuous current / rated value	400 A
Derating temperature / for the rated value of the continuous current	50 °C
Adjustable pick-up value current	
• of instantaneous short-circuit trip unit / initial value	4 000 A
• of instantaneous short-circuit trip unit / Full-scale value	4 000 A

Main circuit

Operating frequency	
• 1 / rated value	50 Hz
• 2 / rated value	60 Hz
Operating current	
• at 40 °C / rated value	400 A
• at 50 °C / rated value	400 A
• at 55 °C / rated value	372 A
• at 60 °C / rated value	372 A
• at 65 °C / rated value	344 A

- at 70 °C / rated value

344 A

Auxiliary circuit

Number of CO contacts / for auxiliary contacts	0
Number of NC contacts / for auxiliary contacts	1
Number of NO contacts / for auxiliary contacts	2

Suitability

Suitability for use	non-automatic circuit-breakers
---------------------	--------------------------------

Product details

Product component	
<ul style="list-style-type: none"> • Trip indicator 	Yes
<ul style="list-style-type: none"> • Auxiliary switch 	Yes
<ul style="list-style-type: none"> • Voltage trigger 	Yes
<ul style="list-style-type: none"> • undervoltage release 	No
<ul style="list-style-type: none"> • undervoltage release with leading contact 	No
Product extension / optional / motor drive	Yes

Product function

Product function	
<ul style="list-style-type: none"> • of thermal overload trip unit 	without
<ul style="list-style-type: none"> • Ground fault protection 	No
<ul style="list-style-type: none"> • for neutral conductors / Short-circuit and overload proof 	No
<ul style="list-style-type: none"> • Overload protection 	No

Short circuit

Operational short-circuit current breaking capacity (Ics)	
<ul style="list-style-type: none"> • at 240 V / rated value 	65 kA
<ul style="list-style-type: none"> • at 415 V / rated value 	55 kA
<ul style="list-style-type: none"> • at 500 V / rated value 	20 kA
<ul style="list-style-type: none"> • at 690 V / rated value 	8 kA
Maximum short-circuit current breaking capacity (Icu)	
<ul style="list-style-type: none"> • at 240 V / rated value 	65 kA
<ul style="list-style-type: none"> • at 415 V / rated value 	55 kA
<ul style="list-style-type: none"> • at 440 V / rated value 	35 kA
<ul style="list-style-type: none"> • at 480 V / acc. to NEMA / rated value 	35 kA
<ul style="list-style-type: none"> • at 500 V / rated value 	25 kA
<ul style="list-style-type: none"> • at 600 V / acc. to NEMA / rated value 	20 kA
<ul style="list-style-type: none"> • at 690 V / rated value 	15 kA




Connections






Arrangement of electrical connectors / for main current circuit	front side
---	------------

Type of connectable conductor cross-sections	
• for main contacts / with flexible busbar	25 x 10
• for main contacts / solid	50 ... 300 mm ²
• for main contacts / finely stranded / with core end processing	50 ... 240 mm ²
• for main contacts / stranded	50 ... 300 mm ²
• for auxiliary contacts / solid	0.75 ... 1.5 mm ²
• for auxiliary contacts / finely stranded / with core end processing	0,75 ... 1.0 mm ²
Type of electrical connection / for main current circuit	screw-type terminals

Mechanical Design	
Height	279.5 mm
Width	183.5 mm
Depth	163.5 mm
Mounting type	fixed mounting
• during operation	0 ... 70 °C
• during storage	-40 ... +80 °C

Certificates	
Certificate of suitability	IEC, standard switching capacity (N)
Reference code	Q
• acc. to DIN EN 61346-2	

General Product Approval	EMC	Declaration of Conformity	Test Certificates	Shipping Approval
Miscellaneous	KC	 C-Tick	 EG-Konf.	Special Test Certificate  ABS

Shipping Approval	other
 BUREAU VERITAS  LRS  PRS  RINA  RMRS	Environmental Confirmations

other
Confirmation Miscellaneous Manufacturer Declaration

Further information

Information- and Downloadcenter (Catalogs, Brochures,...)

<http://www.siemens.com/lowvoltage/catalogs>

Industry Mall (Online ordering system)

<https://mall.industry.siemens.com/mall/en/en/Catalog/product?mlfb=3VL4740-1EE46-8RD1>

Service&Support (Manuals, Certificates, Characteristics, FAQs,...)

<https://support.industry.siemens.com/cs/ww/en/ps/3VL4740-1EE46-8RD1>

Image database (product images, 2D dimension drawings, 3D models, device circuit diagrams, ...)

http://www.automation.siemens.com/bilddb/cax_en.aspx?mlfb=3VL4740-1EE46-8RD1

CAX-Online-Generator

<http://www.siemens.com/cax>

Tender specifications

<http://www.siemens.com/specifications>