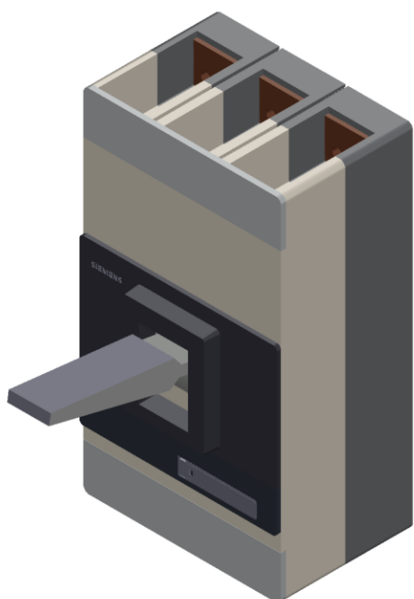


circuit breaker VL1600H high breaking capacity $I_{cu}=70\text{kA}$, 415V AC
3-pole, non-auto. air circ. br. trip unit magnetic $I_n=1600\text{A}$, rated
current $I_l=14400\text{A}$, short-circuit protection Shunt release 110...127 V
AC without auxiliary/alarm switch



Model

Type of the driving mechanism / motor drive	No
Design of the overcurrent release	M

General technical data

Number of poles	3
Size of the circuit-breaker	3VL8
Electrical endurance (switching cycles) / typical	1 500

Usage category	A
Performance class for circuit breaker	N
Mechanical service life (switching cycles) / typical	3 000
Reference code / acc. to DIN 40719 extended according to IEC 204-2 / acc. to IEC 750	Q
Operating frequency / maximum	30 1/s

Voltage

Rated operational voltage U _e / max.	690 V
Insulation voltage	
• rated value	800 V
• at AC / rated value	800 V
Surge voltage resistance / rated value	8 kV
Operating voltage	
• rated value / maximum	690 V
• for main current circuit / at AC / at 50 Hz / maximum	690 V
• for main current circuit / at AC / at 60 Hz / maximum	690 V
• for main current circuit / at DC / maximum	500 V

Protection class

Protection class IP	IP20
Protective function of the overcurrent release	I

Current

Operating current / at 45 °C / rated value	1 600 A
Continuous current / rated value	1 600 A
Derating temperature / for the rated value of the continuous current	50 °C
Adjustable pick-up value current	
• of instantaneous short-circuit trip unit / initial value	14 400 A
• of instantaneous short-circuit trip unit / Full-scale value	14 400 A

Main circuit

Operating frequency	
• 1 / rated value	50 Hz
• 2 / rated value	60 Hz
Operating current	
• at 40 °C / rated value	1 600 A
• at 50 °C / rated value	1 600 A
• at 55 °C / rated value	1 488 A
• at 60 °C / rated value	1 488 A
• at 65 °C / rated value	1 376 A

- at 70 °C / rated value

1 376 A

Auxiliary circuit

Number of CO contacts / for auxiliary contacts	0
Number of NC contacts / for auxiliary contacts	0
Number of NO contacts / for auxiliary contacts	0

Suitability

Suitability for use	non-automatic circuit-breakers
---------------------	--------------------------------

Product details

Product component	
<ul style="list-style-type: none"> • Trip indicator 	No
<ul style="list-style-type: none"> • Auxiliary switch 	No
<ul style="list-style-type: none"> • Voltage trigger 	Yes
<ul style="list-style-type: none"> • undervoltage release 	No
<ul style="list-style-type: none"> • undervoltage release with leading contact 	No
Product extension / optional / motor drive	Yes

Product function

Product function	
<ul style="list-style-type: none"> • of thermal overload trip unit 	without
<ul style="list-style-type: none"> • Ground fault protection 	No
<ul style="list-style-type: none"> • for neutral conductors / Short-circuit and overload proof 	No
<ul style="list-style-type: none"> • Overload protection 	No

Short circuit

Operational short-circuit current breaking capacity (Ics)	
<ul style="list-style-type: none"> • at 240 V / rated value 	50 kA
<ul style="list-style-type: none"> • at 415 V / rated value 	35 kA
<ul style="list-style-type: none"> • at 500 V / rated value 	30 kA
<ul style="list-style-type: none"> • at 690 V / rated value 	15 kA
Maximum short-circuit current breaking capacity (Icu)	
<ul style="list-style-type: none"> • at 240 V / rated value 	100 kA
<ul style="list-style-type: none"> • at 415 V / rated value 	70 kA
<ul style="list-style-type: none"> • at 440 V / rated value 	50 kA
<ul style="list-style-type: none"> • at 480 V / acc. to NEMA / rated value 	50 kA
<ul style="list-style-type: none"> • at 500 V / rated value 	40 kA
<ul style="list-style-type: none"> • at 600 V / acc. to NEMA / rated value 	30 kA
<ul style="list-style-type: none"> • at 690 V / rated value 	30 kA




Connections

Arrangement of electrical connectors / for main current circuit	front side
---	------------

Type of connectable conductor cross-sections	
<ul style="list-style-type: none"> • for auxiliary contacts / solid 	0.75 ... 1.5 mm ²
<ul style="list-style-type: none"> • for auxiliary contacts / finely stranded / with core end processing 	0,75 ... 1.0 mm ²
Type of electrical connection / for main current circuit	without connection accessoires

Mechanical Design	
Height	406.5 mm
Width	228.5 mm
Depth	333.5 mm
Mounting type	fixed mounting
<ul style="list-style-type: none"> • during operation 	0 ... 70 °C
<ul style="list-style-type: none"> • during storage 	-40 ... +80 °C

Certificates	
Certificate of suitability	IEC, high switching capacity (H)
Reference code	Q
<ul style="list-style-type: none"> • acc. to DIN EN 61346-2 	

General Product Approval	EMC	Test Certificates	Shipping Approval
 CCC	 C-Tick	Special Test Certificate	 ABS

Shipping Approval	other
 BUREAU VERITAS	Miscellaneous
 LRS	
 PRS	
 RINA	
 RMRS	

other
Environmental Conformations
Confirmation
Manufacturer Declaration

Further information

- Information- and Downloadcenter (Catalogs, Brochures,...)**
<http://www.siemens.com/lowvoltage/catalogs>
- Industry Mall (Online ordering system)**
<https://mall.industry.siemens.com/mall/en/en/Catalog/product?mlfb=3VL8716-2DE30-8RA0>
- Service&Support (Manuals, Certificates, Characteristics, FAQs,...)**
<https://support.industry.siemens.com/cs/ww/en/ps/3VL8716-2DE30-8RA0>

Image database (product images, 2D dimension drawings, 3D models, device circuit diagrams, ...)

http://www.automation.siemens.com/bilddb/cax_en.aspx?mlfb=3VL8716-2DE30-8RA0

CAX-Online-Generator

<http://www.siemens.com/cax>

Tender specifications

<http://www.siemens.com/specifications>