A-series
AFS 2.5 CF 2C BK

Weidmüller Interface GmbH & Co. KG
Klingenbergstraße 16
D-32758 Detmold
Germany
Fon: +49 5231 14-0
Fax: +49 5231 14-292083
www.weidmueller.com

Product image

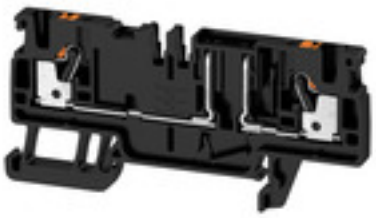

Spring connection with PUSH IN Technology
The innovative PUSH IN technology reduces the amount of time you spend on wiring to a minimum. Direct insertion guarantees high conductor pull-out forces and simple handling for all conductor types.

General ordering data

Type	AFS 2.5 CF 2C BK
Order No.	2466530000
Version	Fuse terminal, PUSH IN, 2.5 mm², 250 V, 10 A, black
GTIN (EAN)	4050118480825
Qty.	50 pc(s).

A-series
AFS 2.5 CF 2C BK

Weidmüller Interface GmbH & Co. KG
Klingenbergstraße 16
D-32758 Detmold
Germany
Fon: +49 5231 14-0
Fax: +49 5231 14-292083
www.weidmueller.com

Technical data

Dimensions and weights

Width	5.1 mm	Width (inches)	0.201 inch
Height	77.5 mm	Height (inches)	3.051 inch
Depth	37.65 mm	Depth (inches)	1.482 inch
Depth including DIN rail	38.4 mm	Net weight	9.124 g

Temperatures

Storage temperature, max.	40 °C	Storage temperature, min.	10 °C
Storage temperature	10 °C...40 °C	Continuous operating temp., min.	-60 °C
Continuous operating temp., max.	130 °C		

Material data

Material	Wemid	Colour	black

System specifications

Version	Without LED	End cover plate required	Yes
Number of potentials	1	Number of levels	1
No. of clamping points per level	2	Number of potentials per tier	1
PE connection	No	Rail	TS 35
N-function	No	PE function	No
PEN function	No		

Additional technical data

Installation advice	Rail	Open sides	right
Snap-on	No	Type of fixing	Snap-on
Type of mounting	TS 35	With snap-in pegs	No

Conductors for clamping (rated connection)

Blade size	0.6 x 3.5 mm	Clamping range, max.	2.5 mm²
Clamping range, min.	0.14 mm²	Connection cross-section, stranded, max.	2.5 mm²
Connection cross-section, stranded, min.	0.5 mm²	Connection direction	top
Gauge to IEC 60947-1	A3	Number of connections	2
Stripping length	10 mm	Twin wire-end ferrules, max.	0.75 mm²
Twin wire-end ferrules, min.	0.5 mm²	Type of connection	PUSH IN
Wire connection cross section AWG, max.	AWG 12	Wire connection cross section AWG, min.	AWG 28
Wire connection cross section, finely stranded, max.	2.5 mm²	Wire connection cross-section, finely stranded with wire-end ferrules DIN 46228/1, max.	2.5 mm²
Wire connection cross-section, finely stranded with wire-end ferrules DIN 46228/1, min.	0.5 mm²	Wire connection cross-section, finely stranded with wire-end ferrules DIN 46228/4, max.	2.5 mm²
Wire connection cross-section, finely stranded with wire-end ferrules DIN 46228/4, min.	0.5 mm²	Wire connection cross-section, finely stranded, min.	0.5 mm²
Wire connection cross-section, solid core, max.	2.5 mm²	Wire connection cross-section, solid core, min.	0.5 mm²

A-series
AFS 2.5 CF 2C BK

Weidmüller Interface GmbH & Co. KG
Klingenbergstraße 16
D-32758 Detmold
Germany
Fon: +49 5231 14-0
Fax: +49 5231 14-292083
www.weidmueller.com

Technical data

Fuse terminals

Cartridge fuse	mini fuse	Fuse holder (cartridge holder)	Pivoting
Leakage current, max.	0.5 mA		

Rating data

Rated cross-section	2.5 mm²	Rated voltage	250 V
Rated voltage to adjoining terminal	500 V	Rated current	10 A
Current at maximum wires	10 A	Standards	In accordance with IEC 60947-7-3
Volume resistance according to IEC 60947-7-x	1.33 mΩ	Power loss in accordance with IEC 60947-7-x	0.77 W
Pollution severity	3	Surge voltage category	III

Classifications

ETIM 6.0	EC000899	eClass 6.2	27-14-11-26
eClass 9.0	27-14-11-16	eClass 9.1	27-14-11-16

Approvals

Approvals

Downloads

Approval/Certificate/Document of Conformity	IECEX_TUR_17.0030U.pdf ATEX Certificate DE PT0102 20171010 040 ISSUE01.pdf
Engineering Data	EPLAN
Engineering Data	STEP
Tender specification	Klippon® Connect 2466530000 EN Klippon® Connect 2466530000 DE

A-series
AFS 2.5 CF 2C BK

Weidmüller Interface GmbH & Co. KG
Klingenbergstraße 16
D-32758 Detmold
Germany
Fon: +49 5231 14-0
Fax: +49 5231 14-292083
www.weidmueller.com

Drawings

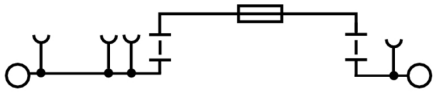

DIN 72581-3:2001-03

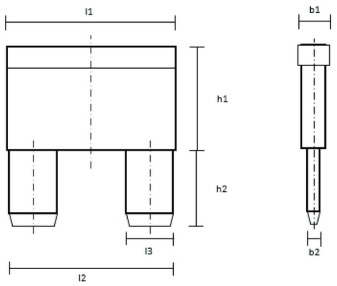

b1 max.	b2 ± 0.4	h1 max.	h2 ± 0.2	l1 max.	l2 ± 0.3	l3 ± 0.2
4	0.82	9	7.5	12	10.9	2.8