

circuit breaker 3VA2 IEC frame 160 breaking capacity class C
 $I_{cu}=110\text{kA}$ @ 415V 3-pole, starter protection ETU310M, I, $I_n=100\text{A}$
 overload protection $I_r=40\text{A}\dots 100\text{A}$ short-circuit protection $I_i=3\dots 15 \times$
 I_n clamp connection shunt trip (STL) 110-127V DC, AC 50/60Hz 2
 auxiliary switches HQ



Model	
Product brand name	SETRON
Product designation	Molded case circuit breaker
Product version	Starter protection
Design of the overcurrent release	ETU310M
Protective function of the overcurrent release	I
Number of poles	3
Design of the auxiliary release	Shunt trip (STL)
Auxiliary contact version	2 auxiliary switches HQ
General technical data	
Rated insulation voltage U_i	800 V
Max. rated operational voltage U_e with AC 50/60Hz	690 V
Operating power / at AC-3 / at 400 V	45 W
Power loss [W] / maximum	75 W
Latching - endurance	20 000
Electrical endurance (switching cycles) / at AC-1 / at 380/415 V 50/60 Hz	12 000
Neutral conductors / upgradeable/retrofitable	No
Ground fault monitoring version	Without

Product function	
<ul style="list-style-type: none"> • communication function • Phase failure detection • other measurement function 	No
Net weight	2.5 kg

Current

Max. rated operational current of the frame size	160 A
Rated continuous current I _u	100 A
Operating current	
<ul style="list-style-type: none"> • at 40 °C • at 45 °C • at 50 °C • at 55 °C • at 60 °C • at 65 °C • at 70 °C 	100 A 100 A 100 A 96 A 94 A 92 A 90 A

Switching capacity according to IEC 60947

Switching capacity class of the circuit breaker	C
Maximum short-circuit current breaking capacity (I _{cu})	
<ul style="list-style-type: none"> • at 240 V • at 415 V • at 440 V • at 500 V • at 690 V 	150 kA 110 kA 110 kA 85 kA 25 kA
Operational short-circuit current breaking capacity (I _{cs})	
<ul style="list-style-type: none"> • at 240 V • at 415 V • at 440 V • at 500 V • at 690 V 	150 kA 110 kA 110 kA 85 kA 25 kA
Short-circuit current making capacity (I _{cm})	
<ul style="list-style-type: none"> • at 240 V • at 415 V • at 440 V • at 500 V • at 690 V 	330 kA 242 kA 242 kA 187 kA 52.5 kA

Adjustable parameters

Adjustable response value current / I _r min.	0 A
Adjustable response value current / I _r max.	0 A

Short-term delayed / tripping switchable / I _{2t} =ON/OFF	No
Adjustable response value current / I _i min.	300 A
Adjustable response value current / I _i max.	1 500 A

Mechanical Design

Height	181 mm
Width	105 mm
Depth	86 mm

Connections

Arrangement of electrical connectors / for main current circuit	Front terminal
Type of electrical connection / for main current circuit	box terminal

Auxiliary circuit

Product component	
<ul style="list-style-type: none"> • undervoltage release • Voltage trigger • undervoltage release with leading contact • Trip indicator 	<ul style="list-style-type: none"> No Yes No No
Number of CO contacts / for auxiliary contacts	2

Accessories

Product extension / optional / motor drive	Yes
Manufacturer's article number	
<ul style="list-style-type: none"> • of the supplied basic switch • of the integrated auxiliary switch/alarm switch • of the integrated auxiliary trip 	<ul style="list-style-type: none"> 3VA2110-7MS36-0AA0 3VA9988-0AA12 3VA9688-0BL32

Environmental conditions

Protection class IP / on the front	IP40
Ambient temperature	
<ul style="list-style-type: none"> • during operation / minimum • during operation / maximum • during storage / minimum • during storage / maximum 	<ul style="list-style-type: none"> -25 °C 70 °C -40 °C 80 °C

Certificates

Reference code / acc. to DIN EN 81346-2	Q
---	---

General Product Approval	EMC	Declaration of Conformity
--------------------------	-----	---------------------------



CCC



VDE

[Miscellaneous](#)



RCM



EG-Konf.

Test Certificates	Shipping Approval	other
-------------------	-------------------	-------

[Miscellaneous](#)

[Special Test Certificate](#)



LRS

[CCS / China Classification Society](#)

[Confirmation](#)

[Manufacturer Declaration](#)

other

[Miscellaneous](#)

Further information

Information- and Downloadcenter (Catalogs, Brochures,...)

<http://www.siemens.com/lowvoltage/catalogs>

Industry Mall (Online ordering system)

<https://mall.industry.siemens.com/mall/en/en/Catalog/product?mlfb=3VA2110-7MS36-0JC0>

Service&Support (Manuals, Certificates, Characteristics, FAQs,...)

<https://support.industry.siemens.com/cs/ww/en/ps/3VA2110-7MS36-0JC0>

Image database (product images, 2D dimension drawings, 3D models, device circuit diagrams, ...)

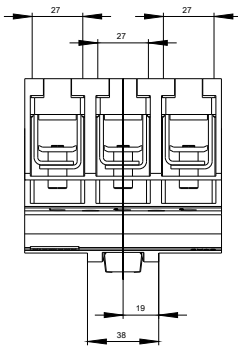
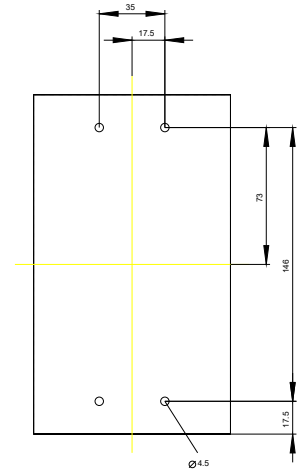
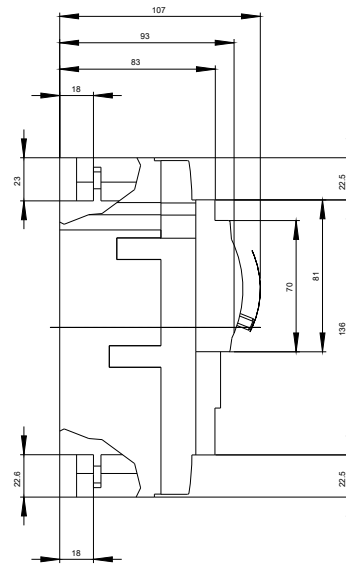
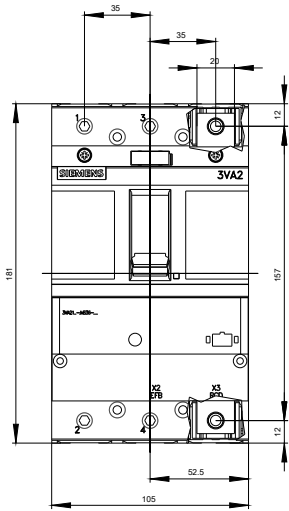
http://www.automation.siemens.com/bilddb/cax_en.aspx?mlfb=3VA2110-7MS36-0JC0

CAX-Online-Generator

<http://www.siemens.com/cax>

Tender specifications

<http://www.siemens.com/specifications>



last modified:

09/13/2019