

RCBO, 10 kA, 1P+N, type A, short-time-delayed K, 30 mA, C-Char,
In: 20 A, Un AC: 230 V



Model	
Product brand name	SENTRON
Product designation	RCBO
General technical data	
Number of poles	2
Number of poles / Note	1P+N
Number of poles / with protection	1
Tripping characteristic class	C
circuit-breaker / Design	5SU1
Mechanical service life (switching cycles) / typical	10 000
Overvoltage category	III
Voltage	
Surge current resistance / at (8/20) μ s	3 kA
Supply voltage	
Type of voltage	AC
Current / at AC / rated value	20 A
Supply voltage	
<ul style="list-style-type: none"> for testing equipment / minimum 	195 V

Supply voltage frequency / rated value	50 Hz
Protection class	
Protection class IP	IP20, if the distribution board is installed, with connected conductors
Switching capacity	
Breaking capacity short-circuit current (I _{cn}) / according to EN 61009-1 / rated value	10 kA
Switching capacity current	
• acc. to EN 60898 / rated value	10 kA
• acc. to IEC 60947-2 / rated value	20 kA
Rated residual switching capacity (I _{Δm}) / according to IEC 61009-1	10 kA
Energy limiting class	3
Dissipation	
Power loss [W] / for rated value of the current / at AC / in hot operating state / per pole	3.3 W
Current	
Tripping residual current / rated value	30 mA
Tripping residual / rated value / derated current	
• at 30 Cel	20 A
• at 40 Cel	18.8 A
• at 45 Cel	18.2 A
• at 50 Cel	17.4 A
• at 55 Cel	16.2 A
• at 60 Cel	16.2 A
• at 65 Cel	15.4 A
• at 70 Cel	14.6 A
Type of fault current	A
Product details	
Product function / neutral conductor switching	Yes
Product feature / Touch protection	Yes
Product feature	
• halogen-free	Yes
• silicon-free	Yes
Connections	
• Connectable conductor cross-section	
— solid	0.75 ... 35 mm ²
— stranded	0.75 ... 35 mm ²
• Connectable conductor cross-section / finely stranded / with core end processing	0.75 ... 25 mm ²
Tightening torque / with screw-type terminals	2.5 ... 3 N·m

Position / of power supply cord	Either top or bottom
---------------------------------	----------------------

Mechanical Design





Height	90 mm
Width	36 mm
Depth	77 mm
Installation depth	70 mm
Number of width units	2
Mounting position	any
Net weight	300 g

Environmental conditions

Influence of the surrounding temperature	Max. 95% humidity
Ambient temperature	-25 ... +55 °C
<ul style="list-style-type: none"> during storage 	-40 ... +75 °C

Certificates

Reference code	
<ul style="list-style-type: none"> acc. to DIN EN 61346-2 	F
<ul style="list-style-type: none"> acc. to DIN EN 81346-2 	F

General Product Approval		Declaration of Conformity	Test Certificates
			
IMQ	VDE	EG-Konf.	RCM

[Miscellaneous](#)

[Special Test Certificate](#)

other	Railway
Miscellaneous	Vibration and Shock Confirmation

Further information

Information- and Downloadcenter (Catalogs, Brochures,...)

<http://www.siemens.com/lowvoltage/catalogs>

Industry Mall (Online ordering system)

<https://mall.industry.siemens.com/mall/en/en/Catalog/product?mlfb=5SU1354-7VK20>

Service&Support (Manuals, Certificates, Characteristics, FAQs,...)

<https://support.industry.siemens.com/cs/ww/en/ps/5SU1354-7VK20>

Image database (product images, 2D dimension drawings, 3D models, device circuit diagrams, ...)

http://www.automation.siemens.com/bilddb/cax_en.aspx?mlfb=5SU1354-7VK20

CAX-Online-Generator

<http://www.siemens.com/cax>

Tender specifications

<http://www.siemens.com/specifications>



