



circuit breaker 3VA2 IEC frame 400 breaking capacity class H
 $I_{cu}=85kA @ 415V$ 3-pole, line protection ETU550, LSI, $I_n=400A$
 overload protection $I_r=160A...400A$ short-circuit protection
 $I_{sd}=0.6...10 \times I_n$, $I_i=1.5 \times I_n$ N conductor protection optionally with
 external current transformer, up to 160% nut keeper kit shunt trip
 (STL) 110-127V DC, AC 50/60Hz 2 auxiliary switches HQ

Model	
Product brand name	SENTRON
Product designation	Molded case circuit breaker
Product version	Line protection
Design of the overcurrent release	ETU550
Protective function of the overcurrent release	LSI
Number of poles	3
Design of the auxiliary release	Shunt trip (STL)
Auxiliary contact version	2 auxiliary switches HQ
General technical data	
Rated insulation voltage U_i	800 V
Max. rated operational voltage U_e with AC 50/60Hz	690 V
Power loss [W] / maximum	96 W
Active power loss / for rated value of the current / at AC / in hot operating state / per pole	32 W
Latching - endurance	15 000
Electrical endurance (switching cycles) / at AC-1 / at 380/415 V 50/60 Hz	6 000
Neutral conductors / upgradeable/retrofitable	Yes

Ground fault monitoring version	Without
Product function	
• communication function	Yes
• Phase failure detection	No
• other measurement function	No
Net weight	4.4 kg

Current

Max. rated operational current of the frame size	400 A
Rated continuous current I _u	400 A
Operating current	
• at 40 °C	400 A
• at 45 °C	400 A
• at 50 °C	400 A
• at 55 °C	375 A
• at 60 °C	350 A
• at 65 °C	325 A
• at 70 °C	300 A

Switching capacity according to IEC 60947

Switching capacity class of the circuit breaker	H
Maximum short-circuit current breaking capacity (I _{cu})	
• at 240 V	110 kA
• at 415 V	85 kA
• at 440 V	85 kA
• at 500 V	55 kA
• at 690 V	20 kA
Operational short-circuit current breaking capacity (I _{cs})	
• at 240 V	110 kA
• at 415 V	85 kA
• at 440 V	85 kA
• at 500 V	55 kA
• at 690 V	20 kA
Short-circuit current making capacity (I _{cm})	
• at 240 V	242 kA
• at 415 V	187 kA
• at 440 V	187 kA
• at 500 V	121 kA
• at 690 V	40 kA

Adjustable parameters

Adjustable response value current / I _r min.	160 A
Adjustable response value current / I _r max.	400 A

Adjustable response value time / tr min.	0.5
Adjustable response value time / tr max.	17
Adjustable response value current / Isd min.	240 A
Adjustable response value current / Isd max.	4 000 A
Short-term delayed / tripping switchable / I2t=ON/OFF	Yes
Adjustable response value time / tsd min.	0.05 s
Adjustable response value time / tsd max.	0.5 s
Adjustable response value current / li min.	600 A
Adjustable response value current / li max.	4 000 A

Mechanical Design

Height	248 mm
Width	138 mm
Depth	110 mm

Connections

Arrangement of electrical connectors / for main current circuit	Front terminal
Type of electrical connection / for main current circuit	Lug terminal
Type of connectable conductor cross-section, connection screw, width x thickness , min.	20 x 1
Type of connectable conductor cross-section, connection screw, width x thickness , max.	35 x 10

Auxiliary circuit

Product component	
<ul style="list-style-type: none"> • undervoltage release • Voltage trigger • undervoltage release with leading contact • Trip indicator 	<p>No</p> <p>Yes</p> <p>No</p> <p>No</p>
Number of CO contacts / for auxiliary contacts	2

Accessories

Product extension / optional / motor drive	Yes
Manufacturer's article number	
<ul style="list-style-type: none"> • of the supplied basic switch • of the integrated auxiliary switch/alarm switch • of the integrated auxiliary trip 	<p>3VA2340-6JP32-0AA0</p> <p>3VA9988-0AA12</p> <p>3VA9688-0BL32</p>

Environmental conditions

Protection class IP / on the front	IP40
Ambient temperature	
<ul style="list-style-type: none"> • during operation / minimum • during operation / maximum • during storage / minimum 	<p>-25 °C</p> <p>70 °C</p> <p>-40 °C</p>

• during storage / maximum

80 °C

Certificates

Reference code / acc. to DIN EN 81346-2

Q

General Product Approval

EMC

Declaration of Conformity



CCC



VDE

[Miscellaneous](#)



RCM



EG-Konf.

Test Certificates

Shipping Approval

[Miscellaneous](#)

[Special Test Certificate](#)

[Type Test Certificates/Test Report](#)



ABS



BUREAU
VERITAS



LRS

Shipping Approval

other



RMRS

[CCS / China Classification Society](#)

[Manufacturer Declaration](#)

[Miscellaneous](#)

Further information

Information- and Downloadcenter (Catalogs, Brochures,...)

<http://www.siemens.com/lowvoltage/catalogs>

Industry Mall (Online ordering system)

<https://mall.industry.siemens.com/mall/en/en/Catalog/product?mlfb=3VA2340-6JP32-0JC0>

Service&Support (Manuals, Certificates, Characteristics, FAQs,...)

<https://support.industry.siemens.com/cs/ww/en/ps/3VA2340-6JP32-0JC0>

Image database (product images, 2D dimension drawings, 3D models, device circuit diagrams, ...)

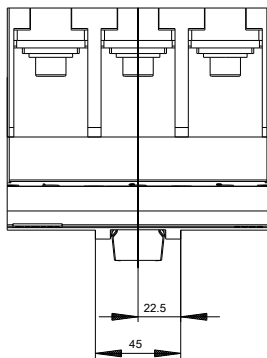
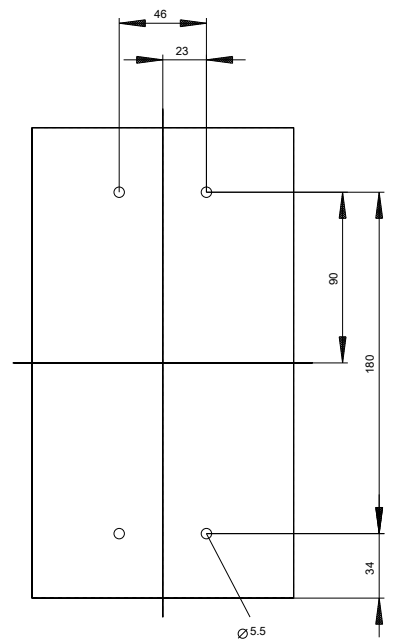
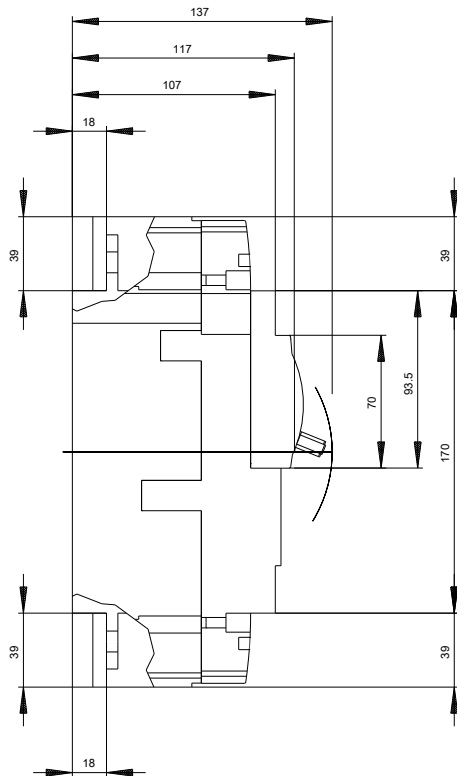
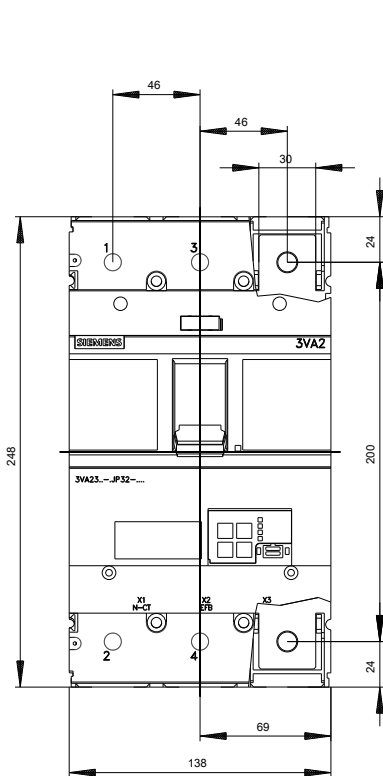
http://www.automation.siemens.com/bilddb/cax_en.aspx?mlfb=3VA2340-6JP32-0JC0

CAX-Online-Generator

<http://www.siemens.com/cax>

Tender specifications

<http://www.siemens.com/specifications>



last modified:

09/13/2019