







M2T WARRIOR

Dual Switch Tactical Flashlight

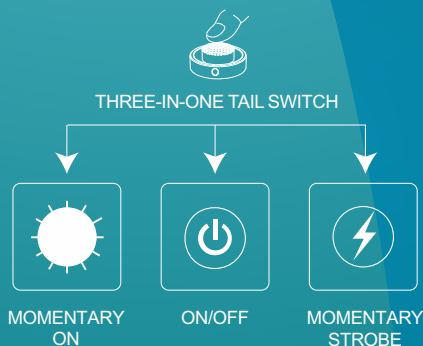
POWERED BY 1 X 18650

MAX OUTPUT	MAX RUNTIME	MAX THROW
		
1200 lumens	50 days	195 meters

POWERED BY 2 X CR123A

MAX OUTPUT	MAX RUNTIME	MAX THROW
		
900 lumens	30 days	165 meters

* This information is for market reference only. Please do not make it public.



M2T WARRIOR

Dual Switch Tactical Flashlight



MARKET APPLICATIONS:

Tactical
Self-defense
Outdoor

UPC:

6926540912662

DESCRIPTION

The M2T Warrior, based off the groundbreaking M2R model is a dual switch LED tactical flashlight equipped with an XHP35 HD CW LED powered by a single 18650 or two CR123A delivering an output range of 1 to 1,200 lumens. This light features a silent and compact tail switch for easy operation. Users can have momentary ON, ON/OFF switching, and momentary strobe all through pressing the tail switch using different pressure. The side switch features a similar operation as the extremely popular OLIGHT S series flashlights for standard carry. With a lanyard hole, dual direction pocket clip, and holster, the M2T Warrior is the perfect light for anyone looking for an easy to operate and high quality tactical flashlight.

Lanyard Hole

Dual Direction Detachable Stainless Steel Pocket Clip

Tail Cap with Increased Friction for Easier Screwing

Cree XHP35 HD CW LED

Powered by 1 x 18650 or 2 CR123A (included)

Momentary on

ON/OFF

Momentary strobe

Three-in-One Tail Switch

FEATURES

- Three-in-one tail switch operation: momentary-on turbo (soft press); constant ON/OFF (deep press); momentary-strobe (deep press and hold).
- Exposed thumbnail sized tail switch for firm and easy operation.
- Quiet tail switch with minimal noise for maximum concealability.
- Faster strobe frequency: 13 cycles per second vs. 10 cycles per second in previous models.
- Comfortable ergonomic knurling on the flashlight body and tail cap allowing the user to operate naturally without looking at the tail cap. Screwing the tail cap on or off is even easier due to increased friction of the tail cap knurling.
- Slim head design, detachable pocket clip for both carry directions, and lanyard hole for an enhanced and comfortable user experience.

OUTPUT

F11 STANDARD		* Mode 1	Mode 2	Mode 3	Mode 4	Mode 5	Mode 6
1 X 18650		1,200 _z 600 Lumens	600 Lumens	250 Lumens	60 Lumens	15 Lumens	1 Lumen
		3+130 minutes	2 hrs 20min	6 hrs 15min	20 hrs	70 hrs	50 days
		195m	130m	93m	56m	32m	N/A
		9,500 cd	4,200 cd	2,150 cd	780 cd	260 cd	N/A
2XCR123A		900 _z 600 Lumens	400 Lumens	60 Lumens		15 Lumens	1 Lumen
		3+85 minutes	3 hrs	14 hrs		42 hrs	30 days
		165m	105m	56m		32m	N/A
		6,800 cd	2,750 cd	780 cd		260 cd	N/A

Note:

- 1) These are tests results retrieved using a fully charged 3500mAh 18650 rechargeable battery and two CR123A.
- 2) * Mode 1 (Turbo) is the maximum output within 3 minutes after the flashlight is switched on. It is only reachable when the voltage under load is above 3.7V and the 18650 battery has a discharge current over 5A.

LIGHT SOURCE

Cree XHP35 HD CW LED

DIMENSIONS

Length: 5.12 in/130.0mm
Diameter (Head): 1.00 in/25.4mm
Diameter (Body): 0.96 in/24.4mm

WEIGHT

4.73 oz / 134g
(including the two CR123A provided)

POWERED BY

1 x 18650
2 x CR123A (included)

BODY MATERIAL

Aluminum Alloy


WARRANTY

Olight's 5 year warranty
Visit <https://olightworld.com/olight-warranty>

STANDARD ACCESSORIES

- 2 x CR123A
- Pocket Clip
- Holster
- Lanyard
- Battery Magazine

WATERPROOF



olightworld.com
Made in China

DROP TEST



© Olight 01/19/18 V3

COMPLIANCE



olightworld.com