

circuit breaker 3VA2 IEC frame 160 breaking capacity class M
 $I_{cu}=55kA @ 415V$ 3-pole, line protection ETU320, LI, $I_n=63A$
 overload protection $I_r=25A...63A$ short-circuit protection $I_i=1.5...12 x I_n$
 In clamp connection 3 auxiliary switches HQ



| Model | |
|---|-----------------------------|
| Product brand name | SENTRON |
| Product designation | Molded case circuit breaker |
| Product version | Line protection |
| Design of the overcurrent release | ETU320 |
| Protective function of the overcurrent release | LI |
| Number of poles | 3 |
| Design of the auxiliary release | Without auxiliary release |
| Auxiliary contact version | 3 auxiliary switches HQ |
| General technical data | |
| Rated insulation voltage U_i | 800 V |
| Max. rated operational voltage U_e with AC 50/60Hz | 690 V |
| Power loss [W] / maximum | 4 W |
| Latching - endurance | 20 000 |
| Electrical endurance (switching cycles) / at AC-1 / at 380/415 V 50/60 Hz | 12 000 |
| Neutral conductors / upgradeable/retrofitable | No |
| Ground fault monitoring version | Without |
| Product function | |

| | |
|------------------------------|---------|
| • communication function | No |
| • Phase failure detection | No |
| • other measurement function | No |
| Net weight | 2.52 kg |

Current

| | |
|--|-----------|
| Max. rated operational current of the frame size | 160 A |
| Rated continuous current I _u | 63 A |
| Operating current | |
| • at 40 °C | 63 A |
| • at 45 °C | 63 A |
| • at 50 °C | 63 A |
| • at 55 °C | 60.6375 A |
| • at 60 °C | 58.275 A |
| • at 65 °C | 55.9125 A |
| • at 70 °C | 53.55 A |

Switching capacity according to IEC 60947

| | |
|--|---------|
| Switching capacity class of the circuit breaker | M |
| Maximum short-circuit current breaking capacity (I _{cu}) | |
| • at 240 V | 85 kA |
| • at 415 V | 55 kA |
| • at 440 V | 55 kA |
| • at 500 V | 36 kA |
| • at 690 V | 2.5 kA |
| Operational short-circuit current breaking capacity (I _{cs}) | |
| • at 240 V | 85 kA |
| • at 415 V | 55 kA |
| • at 440 V | 55 kA |
| • at 500 V | 36 kA |
| • at 690 V | 2.5 kA |
| Short-circuit current making capacity (I _{cm}) | |
| • at 240 V | 187 kA |
| • at 415 V | 121 kA |
| • at 440 V | 121 kA |
| • at 500 V | 79 kA |
| • at 690 V | 4.25 kA |

Adjustable parameters

| | |
|---|------|
| Adjustable response value current / I _r min. | 25 A |
| Adjustable response value current / I _r max. | 63 A |
| Adjustable response value time / t _r min. | 0.5 |
| Adjustable response value time / t _r max. | 17 |

| | |
|--|-------|
| Short-term delayed / tripping switchable / I _{2t} =ON/OFF | No |
| Adjustable response value current / I _i min. | 95 A |
| Adjustable response value current / I _i max. | 756 A |

Mechanical Design

| | |
|--------|--------|
| Height | 181 mm |
| Width | 105 mm |
| Depth | 86 mm |

Connections

| | |
|---|------------------------------|
| Arrangement of electrical connectors / for main current circuit | Front terminal |
| Type of electrical connection / for main current circuit | box terminal |
| Type of connectable conductor cross-section, round conductor terminal, stranded | 1 x (6-120 mm ²) |

Auxiliary circuit

| | |
|--|----|
| Product component | |
| <ul style="list-style-type: none"> • undervoltage release • Voltage trigger • undervoltage release with leading contact • Trip indicator | No |
| Number of CO contacts / for auxiliary contacts | 3 |

Accessories

| | |
|---|---|
| Product extension / optional / motor drive | Yes |
| Manufacturer's article number | |
| <ul style="list-style-type: none"> • of the supplied basic switch • of the integrated auxiliary switch/alarm switch | 3VA2163-5HL36-0AA0 3VA9988-0AA12 |

Environmental conditions

| | |
|--|------------------------------------|
| Protection class IP / on the front | IP40 |
| Ambient temperature | |
| <ul style="list-style-type: none"> • during operation / minimum • during operation / maximum • during storage / minimum • during storage / maximum | -25 °C 70 °C -40 °C 80 °C |

Certificates

| | |
|---|---|
| Reference code / acc. to DIN EN 81346-2 | Q |
|---|---|

| | |
|--------------------------|-----|
| General Product Approval | EMC |
|--------------------------|-----|



CCC



VDE

CB

CB

[Miscellaneous](#)

EAC



RCM

| | | |
|---------------------------|-------------------|-------------------|
| Declaration of Conformity | Test Certificates | Shipping Approval |
|---------------------------|-------------------|-------------------|



EG-Konf.

[Type Test Certificates/Test Report](#)

[Miscellaneous](#)

[Special Test Certificate](#)



ABS



BUREAU VERITAS

| | |
|-------------------|-------|
| Shipping Approval | other |
|-------------------|-------|



LRS



RMRS

[CCS / China Classification Society](#)

[Manufacturer Declaration](#)

[Miscellaneous](#)

Further information

Information- and Downloadcenter (Catalogs, Brochures,...)

<http://www.siemens.com/lowvoltage/catalogs>

Industry Mall (Online ordering system)

<https://mall.industry.siemens.com/mall/en/en/Catalog/product?mlfb=3VA2163-5HL36-0AD0>

Service&Support (Manuals, Certificates, Characteristics, FAQs,...)

<https://support.industry.siemens.com/cs/ww/en/ps/3VA2163-5HL36-0AD0>

Image database (product images, 2D dimension drawings, 3D models, device circuit diagrams, ...)

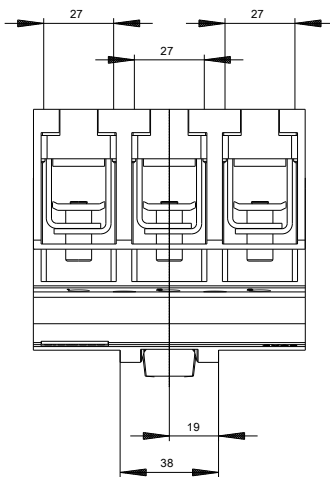
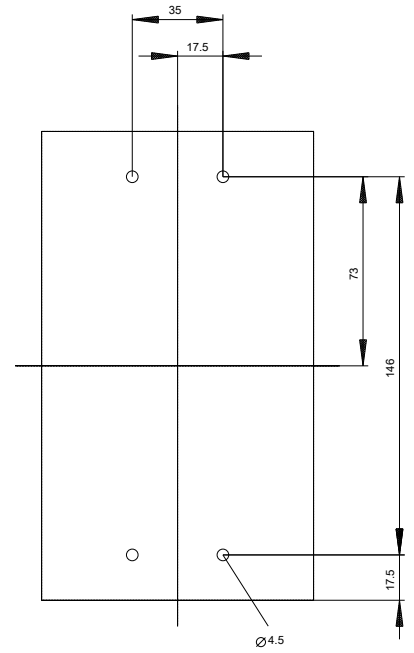
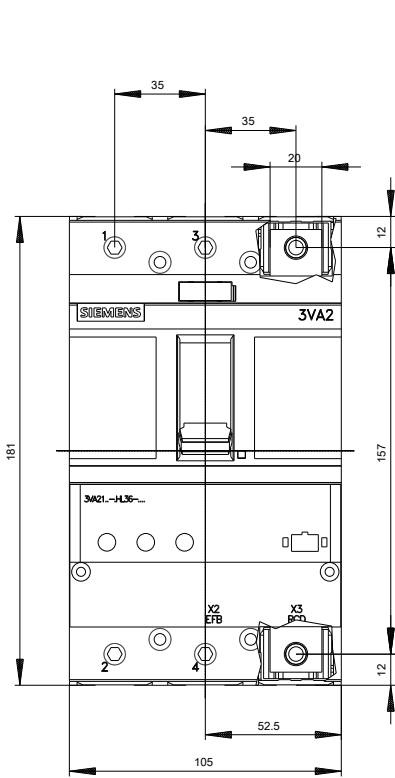
http://www.automation.siemens.com/bilddb/cax_en.aspx?mlfb=3VA2163-5HL36-0AD0

CAX-Online-Generator

<http://www.siemens.com/cax>

Tender specifications

<http://www.siemens.com/specifications>



last modified:

09/13/2019