



circuit breaker 3VA2 IEC frame 400 breaking capacity class M  
 $I_{cu}=55kA @ 415V$  3-pole, line protection ETU850, LSI,  $I_n=400A$   
 overload protection  $I_r=160A...400A$  short-circuit protection  
 $I_{sd}=0.6...10 \times I_n$ ,  $I_i=1.5 \times I_n$  N conductor protection optionally with  
 external current transformer, up to 160% nut keeper kit shunt trip  
 (STL) 220-250V DC; 208-277V AC 2 auxiliary switches HQ

Model	
Product brand name	SENTRON
Product designation	Molded case circuit breaker
Product version	Line protection
Design of the overcurrent release	ETU850
Protective function of the overcurrent release	LSI
Number of poles	3
Design of the auxiliary release	Shunt trip (STL)
Auxiliary contact version	2 auxiliary switches HQ
General technical data	
Rated insulation voltage $U_i$	800 V
Max. rated operational voltage $U_e$ with AC 50/60Hz	690 V
Power loss [W] / maximum	96 W
Active power loss / for rated value of the current / at AC / in hot operating state / per pole	32 W
Latching - endurance	15 000
Electrical endurance (switching cycles) / at AC-1 / at 380/415 V 50/60 Hz	6 000
Neutral conductors / upgradeable/retrofitable	Yes

Ground fault monitoring version	Without
Product function	
• communication function	Yes
• Phase failure detection	No
• other measurement function	Yes
Net weight	4.4 kg

Current	
Max. rated operational current of the frame size	400 A
Rated continuous current I <sub>u</sub>	400 A
Operating current	
• at 40 °C	400 A
• at 45 °C	400 A
• at 50 °C	400 A
• at 55 °C	375 A
• at 60 °C	350 A
• at 65 °C	325 A
• at 70 °C	300 A

Switching capacity according to IEC 60947	
Switching capacity class of the circuit breaker	M
Maximum short-circuit current breaking capacity (I <sub>cu</sub> )	
• at 240 V	85 kA
• at 415 V	55 kA
• at 440 V	55 kA
• at 500 V	36 kA
• at 690 V	10 kA
Operational short-circuit current breaking capacity (I <sub>cs</sub> )	
• at 240 V	85 kA
• at 415 V	55 kA
• at 440 V	55 kA
• at 500 V	36 kA
• at 690 V	10 kA
Short-circuit current making capacity (I <sub>cm</sub> )	
• at 240 V	187 kA
• at 415 V	121 kA
• at 440 V	121 kA
• at 500 V	75.6 kA
• at 690 V	17 kA

Adjustable parameters	
Adjustable response value current / I <sub>r</sub> min.	160 A
Adjustable response value current / I <sub>r</sub> max.	400 A

Adjustable response value time / tr min.	0.5
Adjustable response value time / tr max.	17
Adjustable response value current / Isd min.	240 A
Adjustable response value current / Isd max.	4 000 A
Short-term delayed / tripping switchable / I2t=ON/OFF	Yes
Adjustable response value time / tsd min.	0.05 s
Adjustable response value time / tsd max.	0.5 s
Adjustable response value current / li min.	600 A
Adjustable response value current / li max.	4 000 A

### Mechanical Design

Height	248 mm
Width	138 mm
Depth	110 mm

### Connections

Arrangement of electrical connectors / for main current circuit	Front terminal
Type of electrical connection / for main current circuit	Lug terminal
Type of connectable conductor cross-section, connection screw, width x thickness , min.	20 x 1
Type of connectable conductor cross-section, connection screw, width x thickness , max.	35 x 10

### Auxiliary circuit

Product component	
<ul style="list-style-type: none"> <li>• undervoltage release</li> </ul>	No
<ul style="list-style-type: none"> <li>• Voltage trigger</li> </ul>	Yes
<ul style="list-style-type: none"> <li>• undervoltage release with leading contact</li> </ul>	No
<ul style="list-style-type: none"> <li>• Trip indicator</li> </ul>	No
Number of CO contacts / for auxiliary contacts	2

### Accessories

Product extension / optional / motor drive	Yes
Manufacturer's article number	
<ul style="list-style-type: none"> <li>• of the supplied basic switch</li> </ul>	<a href="#">3VA2340-5KP32-0AA0</a>
<ul style="list-style-type: none"> <li>• of the integrated auxiliary switch/alarm switch</li> </ul>	<a href="#">3VA9988-0AA12</a>
<ul style="list-style-type: none"> <li>• of the integrated auxiliary trip</li> </ul>	3VA9688-0BL33

### Environmental conditions

Protection class IP / on the front	IP40
Ambient temperature	
<ul style="list-style-type: none"> <li>• during operation / minimum</li> </ul>	-25 °C
<ul style="list-style-type: none"> <li>• during operation / maximum</li> </ul>	70 °C
<ul style="list-style-type: none"> <li>• during storage / minimum</li> </ul>	-40 °C

• during storage / maximum

80 °C

## Certificates

Reference code / acc. to DIN EN 81346-2

Q

### General Product Approval

### EMC

### Declaration of Conformity



CCC



VDE

[Miscellaneous](#)



RCM



EG-Konf.

### Test Certificates

### Shipping Approval

[Miscellaneous](#)

[Special Test Certificate](#)

[Type Test Certificates/Test Report](#)



ABS



BUREAU  
VERITAS



LRS

### Shipping Approval

### other



RMRS

[CCS / China Classification Society](#)

[Manufacturer Declaration](#)

[Miscellaneous](#)

## Further information

### Information- and Downloadcenter (Catalogs, Brochures,...)

<http://www.siemens.com/lowvoltage/catalogs>

### Industry Mall (Online ordering system)

<https://mall.industry.siemens.com/mall/en/en/Catalog/product?mlfb=3VA2340-5KP32-0KC0>

### Service&Support (Manuals, Certificates, Characteristics, FAQs,...)

<https://support.industry.siemens.com/cs/ww/en/ps/3VA2340-5KP32-0KC0>

### Image database (product images, 2D dimension drawings, 3D models, device circuit diagrams, ...)

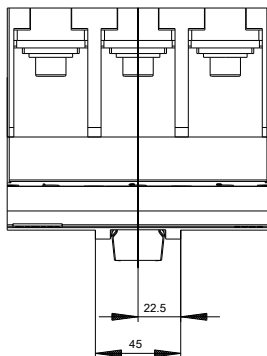
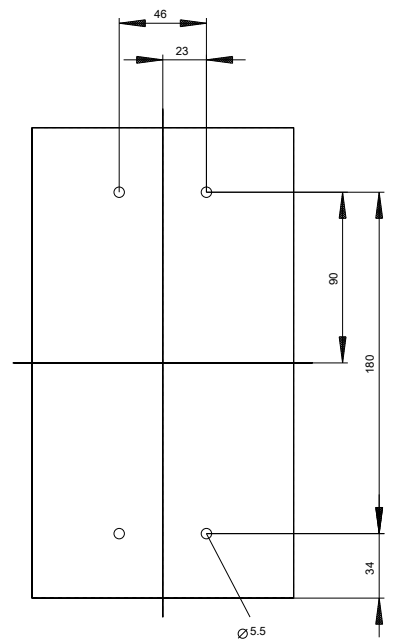
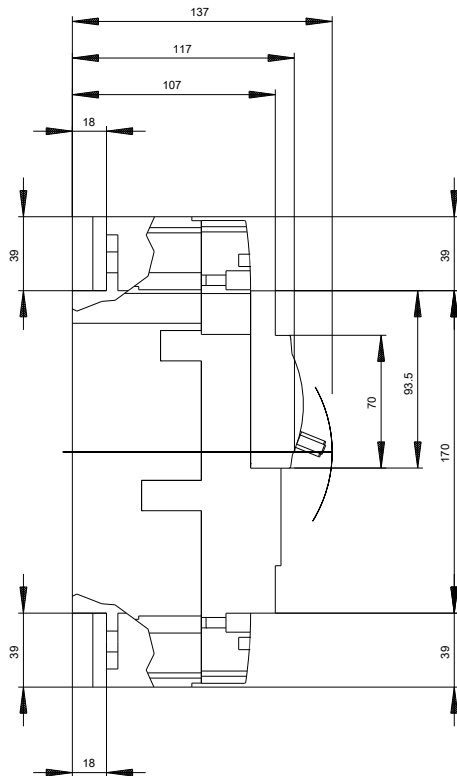
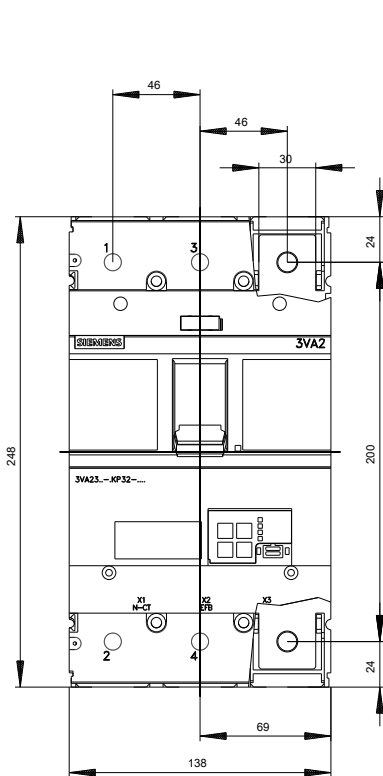
[http://www.automation.siemens.com/bilddb/cax\\_en.aspx?mlfb=3VA2340-5KP32-0KC0](http://www.automation.siemens.com/bilddb/cax_en.aspx?mlfb=3VA2340-5KP32-0KC0)

### CAX-Online-Generator

<http://www.siemens.com/cax>

### Tender specifications

<http://www.siemens.com/specifications>



**last modified:**

09/13/2019