



circuit breaker 3VA2 IEC frame 400 breaking capacity class H
 $I_{cu}=85kA @ 415V$ 3-pole, line protection ETU560, LSIG, $I_n=400A$
 overload protection $I_r=160A...400A$ short-circuit protection
 $I_{sd}=0.6...10 \times I_n$, $I_i=1.5 \times I_n$ N conductor protection optionally with
 external current transformer, up to 160% gr.-fault prot., can be sw. off
 $I_g=0.2...1 \times I_n$, $t_g=0.05-0.8s$ nut keeper kit undervoltage release
 (UVR) 120-127V AC 50/60Hz 2 auxiliary switches HQ

| Model | |
|--|-----------------------------|
| Product brand name | SENTRON |
| Product designation | Molded case circuit breaker |
| Product version | Line protection |
| Design of the overcurrent release | ETU560 |
| Protective function of the overcurrent release | LSIG |
| Number of poles | 3 |
| Design of the auxiliary release | Undervoltage release (UVR) |
| Auxiliary contact version | 2 auxiliary switches HQ |
| General technical data | |
| Rated insulation voltage U_i | 800 V |
| Max. rated operational voltage U_e with AC 50/60Hz | 690 V |
| Power loss [W] / maximum | 98.5 W |
| Active power loss / for rated value of the current / at AC / in hot operating state / per pole | 32 W |
| Latching - endurance | 15 000 |
| Electrical endurance (switching cycles) / at AC-1 / at 380/415 V 50/60 Hz | 6 000 |
| Neutral conductors / upgradeable/retrofitable | Yes |

| | |
|---------------------------------|---|
| Ground fault monitoring version | Summation current formation L-conductor |
| Product function | |
| • communication function | Yes |
| • Phase failure detection | No |
| • other measurement function | No |
| Net weight | 4.4 kg |

| Current | |
|--|-------|
| Max. rated operational current of the frame size | 400 A |
| Rated continuous current I _u | 400 A |
| Operating current | |
| • at 40 °C | 400 A |
| • at 45 °C | 400 A |
| • at 50 °C | 400 A |
| • at 55 °C | 375 A |
| • at 60 °C | 350 A |
| • at 65 °C | 325 A |
| • at 70 °C | 300 A |

| Switching capacity according to IEC 60947 | |
|--|--------|
| Switching capacity class of the circuit breaker | H |
| Maximum short-circuit current breaking capacity (I _{cu}) | |
| • at 240 V | 110 kA |
| • at 415 V | 85 kA |
| • at 440 V | 85 kA |
| • at 500 V | 55 kA |
| • at 690 V | 20 kA |
| Operational short-circuit current breaking capacity (I _{cs}) | |
| • at 240 V | 110 kA |
| • at 415 V | 85 kA |
| • at 440 V | 85 kA |
| • at 500 V | 55 kA |
| • at 690 V | 20 kA |
| Short-circuit current making capacity (I _{cm}) | |
| • at 240 V | 242 kA |
| • at 415 V | 187 kA |
| • at 440 V | 187 kA |
| • at 500 V | 121 kA |
| • at 690 V | 40 kA |

| Adjustable parameters | |
|---|-------|
| Adjustable response value current / I _r min. | 160 A |
| Adjustable response value current / I _r max. | 400 A |

| | |
|---|---------|
| Adjustable response value time / tr min. | 0.5 |
| Adjustable response value time / tr max. | 17 |
| Adjustable response value current / Isd min. | 240 A |
| Adjustable response value current / Isd max. | 4 000 A |
| Short-term delayed / tripping switchable / I2t=ON/OFF | Yes |
| Adjustable response value time / tsd min. | 0.05 s |
| Adjustable response value time / tsd max. | 0.5 s |
| Adjustable response value current / li min. | 600 A |
| Adjustable response value current / li max. | 4 000 A |
| Ground fault protection can be switched ON/OFF | Yes |
| Adjustable response value current / Ig min. | 80 A |
| Adjustable response value current / Ig max. | 400 A |

Mechanical Design

| | |
|--------|--------|
| Height | 248 mm |
| Width | 138 mm |
| Depth | 110 mm |

Connections

| | |
|---|----------------|
| Arrangement of electrical connectors / for main current circuit | Front terminal |
| Type of electrical connection / for main current circuit | Lug terminal |
| Type of connectable conductor cross-section, connection screw, width x thickness , min. | 20 x 1 |
| Type of connectable conductor cross-section, connection screw, width x thickness , max. | 35 x 10 |

Auxiliary circuit

| | |
|---|-----|
| Product component | |
| <ul style="list-style-type: none"> • undervoltage release | Yes |
| <ul style="list-style-type: none"> • Voltage trigger | No |
| <ul style="list-style-type: none"> • undervoltage release with leading contact | No |
| <ul style="list-style-type: none"> • Trip indicator | No |
| Number of CO contacts / for auxiliary contacts | 2 |

Accessories

| | |
|---|------------------------------------|
| Product extension / optional / motor drive | Yes |
| Manufacturer's article number | |
| <ul style="list-style-type: none"> • of the supplied basic switch | 3VA2340-6JQ32-0AA0 |
| <ul style="list-style-type: none"> • of the integrated auxiliary switch/alarm switch | 3VA9988-0AA12 |
| <ul style="list-style-type: none"> • of the integrated auxiliary trip | 3VA9608-0BB24 |

Environmental conditions

| | |
|------------------------------------|------|
| Protection class IP / on the front | IP40 |
| Ambient temperature | |

- during operation / minimum -25 °C
- during operation / maximum 70 °C
- during storage / minimum -40 °C
- during storage / maximum 80 °C

Certificates

Reference code / acc. to DIN EN 81346-2

Q

General Product Approval

EMC

Declaration of Conformity



CCC



VDE

[Miscellaneous](#)



RCM



EG-Konf.

Test Certificates

Shipping Approval

[Miscellaneous](#)

[Special Test Certificate](#)

[Type Test Certificates/Test Report](#)



ABS



BUREAU
VERITAS



LRS

Shipping Approval

other



RMRS

[CCS / China Classification Society](#)

[Manufacturer Declaration](#)

[Miscellaneous](#)

Further information

Information- and Downloadcenter (Catalogs, Brochures,...)

<http://www.siemens.com/lowvoltage/catalogs>

Industry Mall (Online ordering system)

<https://mall.industry.siemens.com/mall/en/en/Catalog/product?mlfb=3VA2340-6JQ32-0CC0>

Service&Support (Manuals, Certificates, Characteristics, FAQs,...)

<https://support.industry.siemens.com/cs/ww/en/ps/3VA2340-6JQ32-0CC0>

Image database (product images, 2D dimension drawings, 3D models, device circuit diagrams, ...)

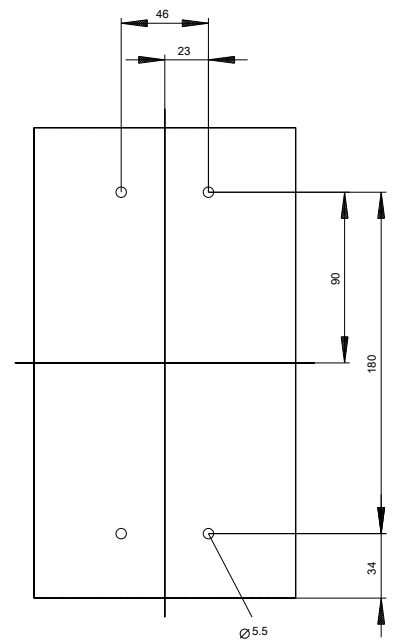
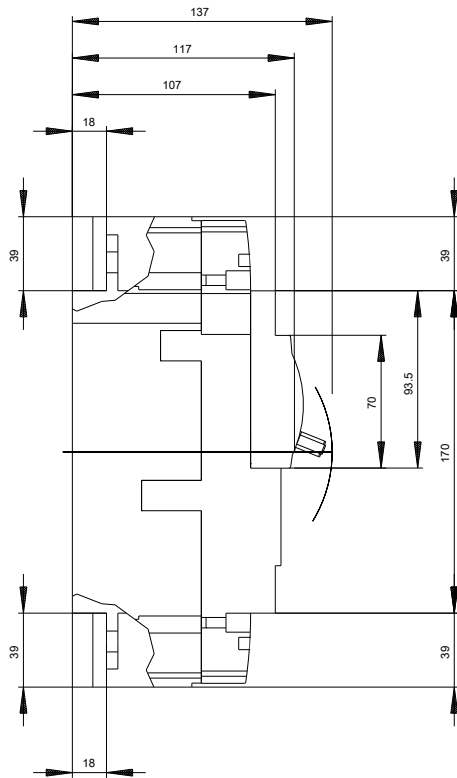
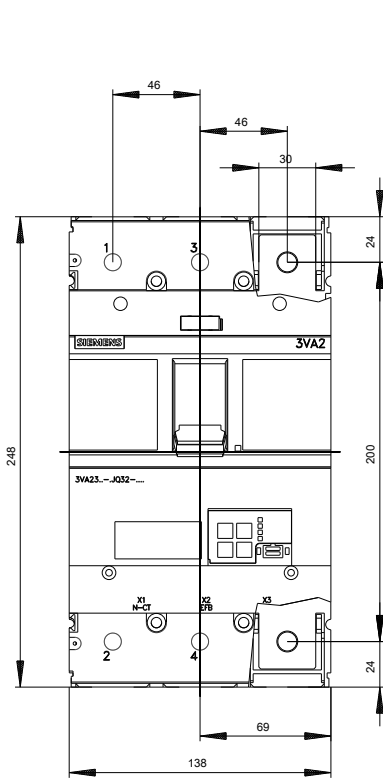
http://www.automation.siemens.com/bilddb/cax_en.aspx?mlfb=3VA2340-6JQ32-0CC0

CAX-Online-Generator

<http://www.siemens.com/cax>

Tender specifications

<http://www.siemens.com/specifications>



last modified:

09/13/2019