

Overload relay 1.8...2.5 A Thermal For motor protection Size S00, Class 10 Contactor mounting Main circuit: Ring cable lug Auxiliary circuit: ring cable lug Manual-Automatic-Reset



| | |
|--|------------------------|
| Product brand name | SIRIUS |
| Product designation | thermal overload relay |
| Product type designation | 3RU2 |
| General technical data | |
| Size of overload relay | S00 |
| Size of contactor can be combined company-specific | S00 |
| Insulation voltage with degree of pollution 3 rated value | 690 V |
| Surge voltage resistance rated value | 6 kV |
| maximum permissible voltage for safe isolation | |
| <ul style="list-style-type: none"> • in networks with grounded star point between auxiliary and auxiliary circuit | 440 V |
| <ul style="list-style-type: none"> • in networks with grounded star point between auxiliary and auxiliary circuit | 440 V |
| <ul style="list-style-type: none"> • in networks with grounded star point between main and auxiliary circuit | 440 V |
| <ul style="list-style-type: none"> • in networks with grounded star point between main and auxiliary circuit | 440 V |
| Protection class IP | |
| <ul style="list-style-type: none"> • on the front | IP20 |

| | |
|--|-------------------|
| <ul style="list-style-type: none"> • of the terminal | IP20 |
| Shock resistance | |
| <ul style="list-style-type: none"> • acc. to IEC 60068-2-27 | 8g / 11 ms |
| Type of protection according to ATEX directive 2014/34/EU | Ex II (2) GD |
| Certificate of suitability according to ATEX directive 2014/34/EU | DMT 98 ATEX G 001 |
| Protection against electrical shock | finger-safe |
| Reference code acc. to DIN EN 81346-2 | F |

Ambient conditions

| | |
|--|----------------|
| Installation altitude at height above sea level | |
| <ul style="list-style-type: none"> • maximum | 2 000 m |
| Ambient temperature | |
| <ul style="list-style-type: none"> • during operation | -40 ... +70 °C |
| <ul style="list-style-type: none"> • during storage | -55 ... +80 °C |
| <ul style="list-style-type: none"> • during transport | -55 ... +80 °C |
| Temperature compensation | -40 ... +60 °C |
| Relative humidity during operation | 0 ... 90 % |

Main circuit

| | |
|---|---------------|
| Number of poles for main current circuit | 3 |
| Adjustable pick-up value current of the current-dependent overload release | 1.8 ... 2.5 A |
| Operating voltage | |
| <ul style="list-style-type: none"> • rated value | 690 V |
| <ul style="list-style-type: none"> • at AC-3 rated value maximum | 690 V |
| Operating frequency rated value | 50 ... 60 Hz |
| Operating current rated value | 2.5 A |
| Operating power at AC-3 | |
| <ul style="list-style-type: none"> • at 400 V rated value | 0.75 kW |
| <ul style="list-style-type: none"> • at 500 V rated value | 1.1 kW |
| <ul style="list-style-type: none"> • at 690 V rated value | 1.5 kW |

Auxiliary circuit

| | |
|--|-----------------------------|
| Design of the auxiliary switch | integrated |
| Number of NC contacts for auxiliary contacts | 1 |
| <ul style="list-style-type: none"> • Note | for contactor disconnection |
| Number of NO contacts for auxiliary contacts | 1 |
| <ul style="list-style-type: none"> • Note | for message "Tripped" |
| Number of CO contacts | |
| <ul style="list-style-type: none"> • for auxiliary contacts | 0 |
| Operating current of auxiliary contacts at AC-15 | |
| <ul style="list-style-type: none"> • at 24 V | 3 A |
| <ul style="list-style-type: none"> • at 110 V | 3 A |

| | |
|--|--|
| <ul style="list-style-type: none"> • at 120 V • at 125 V • at 230 V • at 400 V | 3 A 3 A 2 A 1 A |
| Operating current of auxiliary contacts at DC-13 | |
| <ul style="list-style-type: none"> • at 24 V • at 60 V • at 110 V • at 125 V • at 220 V | 2 A 0.3 A 0.22 A 0.22 A 0.11 A |
| Contact rating of auxiliary contacts according to UL | B600 / R300 |

Protective and monitoring functions

| | |
|---------------------------------------|----------|
| Trip class | CLASS 10 |
| Design of the overload release | thermal |

UL/CSA ratings

| | |
|--|----------------|
| Full-load current (FLA) for three-phase AC motor | |
| <ul style="list-style-type: none"> • at 480 V rated value • at 600 V rated value | 2.5 A 2.5 A |

Short-circuit protection

| | |
|---|---------------------------|
| Design of the fuse link | |
| <ul style="list-style-type: none"> • for short-circuit protection of the auxiliary switch required | fuse gG: 6 A, quick: 10 A |

Installation/ mounting/ dimensions

| | |
|---|--|
| Mounting position | any |
| Mounting type | Contacteur mounting |
| Height | 76 mm |
| Width | 45 mm |
| Depth | 70 mm |
| Required spacing | |
| <ul style="list-style-type: none"> • with side-by-side mounting <ul style="list-style-type: none"> — forwards — Backwards — upwards — downwards — at the side • for grounded parts <ul style="list-style-type: none"> — forwards — Backwards — upwards — at the side | 0 mm 0 mm 6 mm 6 mm 6 mm 0 mm 0 mm 6 mm 6 mm |

| | |
|------------------|------|
| — downwards | 6 mm |
| • for live parts | |
| — forwards | 0 mm |
| — Backwards | 0 mm |
| — upwards | 6 mm |
| — downwards | 6 mm |
| — at the side | 6 mm |

Connections/ Terminals

| | |
|--|---------------------------|
| Product function | |
| • removable terminal for auxiliary and control circuit | No |
| Type of electrical connection | |
| • for main current circuit | Ring cable lug connection |
| • for auxiliary and control current circuit | ring cable connection |
| Arrangement of electrical connectors for main current circuit | Top and bottom |
| Tightening torque | |
| • for main contacts for ring cable lug | 1.2 ... 0.8 N·m |
| • for auxiliary contacts for ring cable lug | 0.8 ... 1.2 N·m |
| Outer diameter of the usable ring cable lug maximum | 7.5 mm |
| Design of screwdriver shaft | Diameter 5 ... 6 mm |
| Size of the screwdriver tip | Pozidriv PZ 2 |
| Design of the thread of the connection screw | |
| • for main contacts | M3 |
| • of the auxiliary and control contacts | M3 |

Safety related data

| | |
|---|---------|
| Failure rate [FIT] | |
| • with low demand rate acc. to SN 31920 | 50 FIT |
| MTTF with high demand rate | 2 280 y |
| T1 value for proof test interval or service life acc. to IEC 61508 | 20 y |

Display

| | |
|------------------------|--------------|
| Display version | |
| • for switching status | Slide switch |

Certificates/ approvals

| | |
|--------------------------|--------------------------------|
| General Product Approval | For use in hazardous locations |
|--------------------------|--------------------------------|



CCC



CSA



UL



ATEX



IECEX

| | | |
|---------------------------|-------------------|-------------------|
| Declaration of Conformity | Test Certificates | Marine / Shipping |
|---------------------------|-------------------|-------------------|



EG-Konf.

[Miscellaneous](#)

[Type Test Certificates/Test Report](#)

[Special Test Certificate](#)



ABS



BUREAU VERITAS

| | |
|-------------------|-------|
| Marine / Shipping | other |
|-------------------|-------|



LRS



PRS



RINA



RMRS



DNVGL.COM/AF

[Confirmation](#)

| |
|---------|
| Railway |
|---------|

[Vibration and Shock](#)

| |
|---------------------|
| Further information |
|---------------------|

Information- and Downloadcenter (Catalogs, Brochures,...)

www.siemens.com/sirius/catalogs

Industry Mall (Online ordering system)

<https://mall.industry.siemens.com/mall/en/en/Catalog/product?mlfb=3RU2116-1CJ0>

Cax online generator

<http://support.automation.siemens.com/WW/CAXorder/default.aspx?lang=en&mlfb=3RU2116-1CJ0>

Service&Support (Manuals, Certificates, Characteristics, FAQs,...)

<https://support.industry.siemens.com/cs/ww/en/ps/3RU2116-1CJ0>

Image database (product images, 2D dimension drawings, 3D models, device circuit diagrams, EPLAN macros, ...)

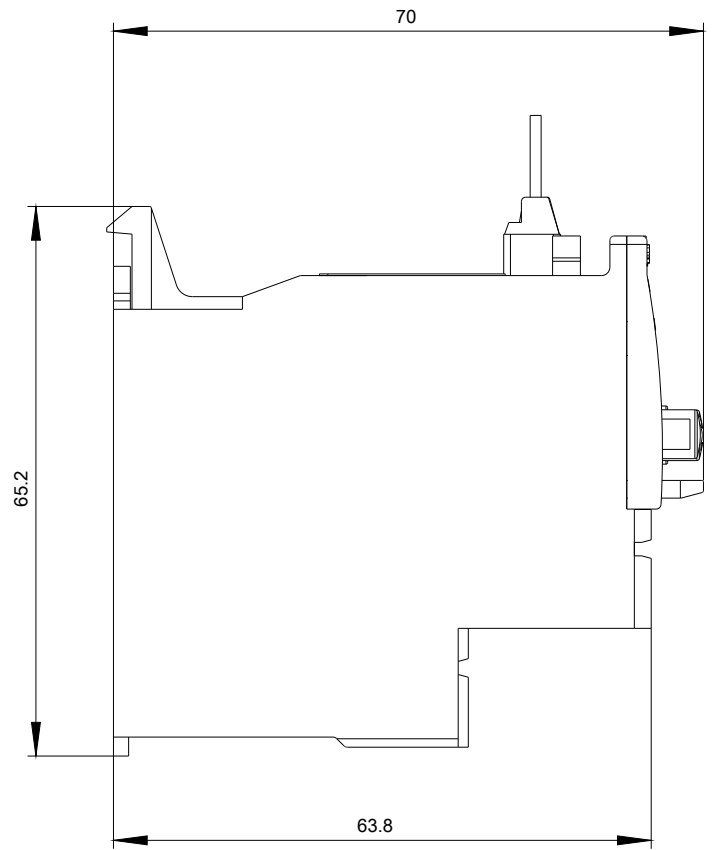
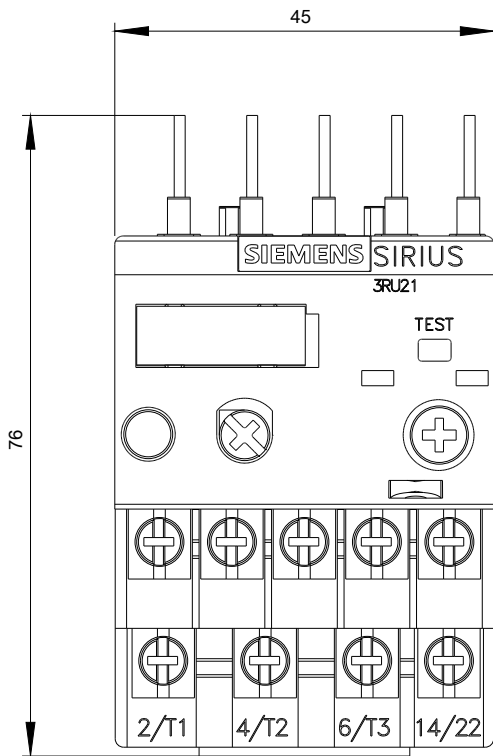
http://www.automation.siemens.com/bilddb/cax_de.aspx?mlfb=3RU2116-1CJ0&lang=en

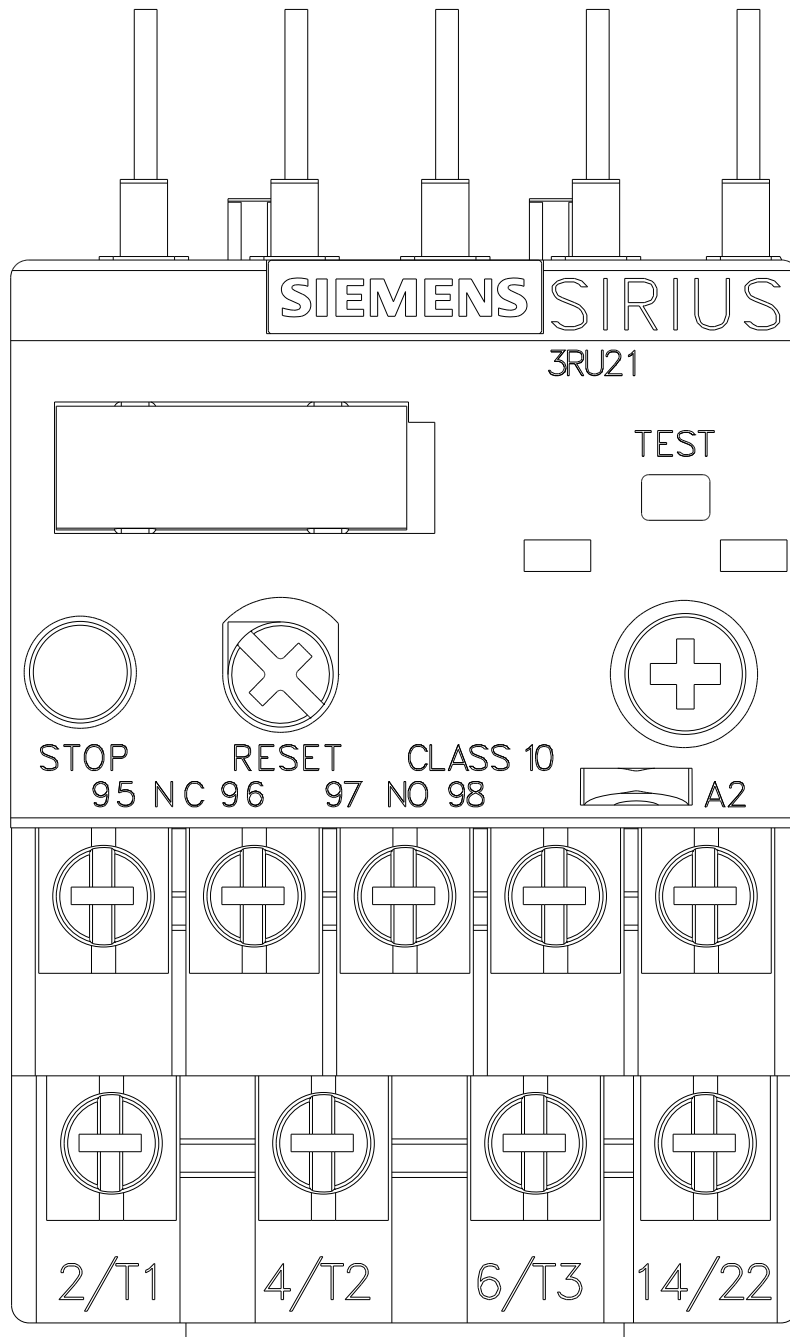
Characteristic: Tripping characteristics, I²t, Let-through current

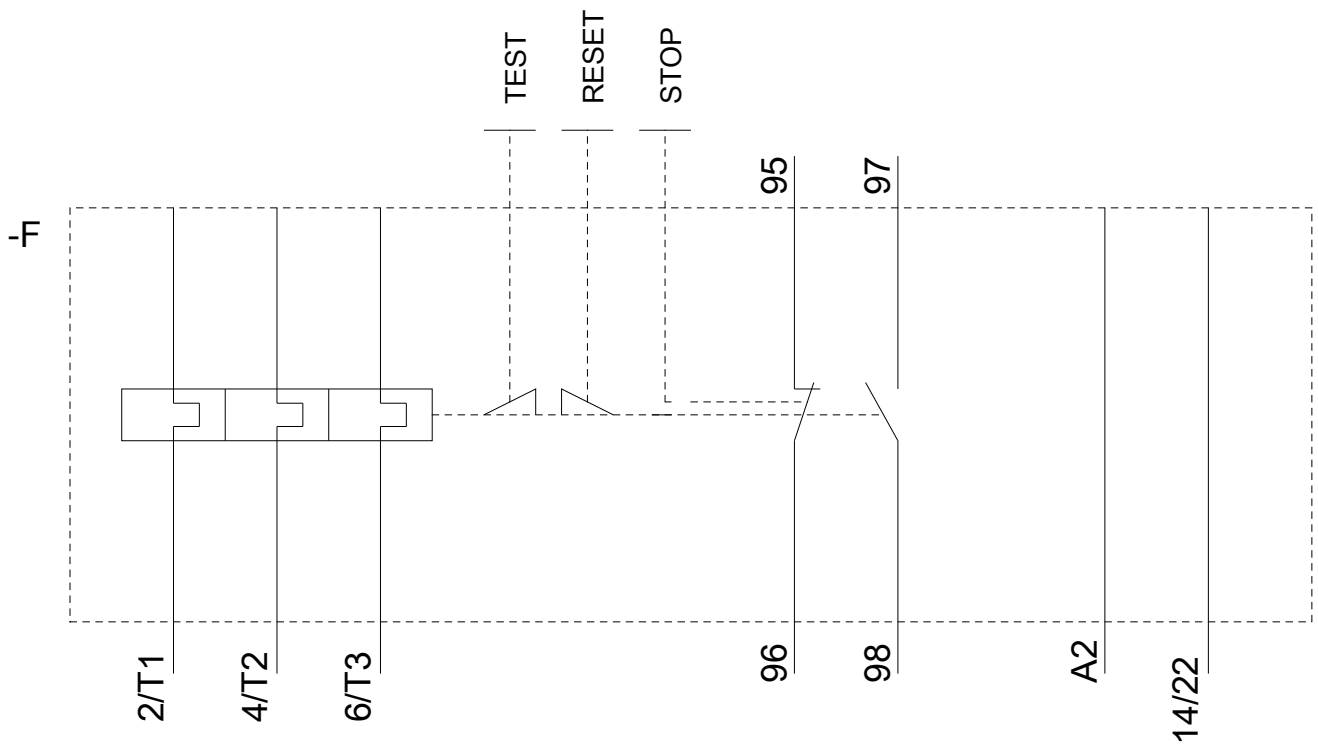
<https://support.industry.siemens.com/cs/ww/en/ps/3RU2116-1CJ0/char>

Further characteristics (e.g. electrical endurance, switching frequency)

<http://www.automation.siemens.com/bilddb/index.aspx?view=Search&mlfb=3RU2116-1CJ0&objecttype=14&gridview=view1>







last modified:

09/04/2019