

# QC5CA Series

## 3.2x5.0 4-Pad SMD All Ceramic Crystal Unit



### Features

- All ceramic epoxy sealed SMD package
- Low in height, suitable for thin equipment
- Tight tolerance and stability available

### Applications

- High density applications
- Modem, communication and test equipment

### General Specifications

Frequency Range	8.000 to 48.000MHz (Fundamental)
Frequency Tolerance at 25°C	±20 to ±50ppm (±30ppm standard)
Frequency Stability over Temperature Range	See Stability vs. Temperature Table
Storage Temperature	-55 to +125°C
Aging per Year	±5ppm max.
Load Capacitance $C_L$	10 to 32pF and Series Resonance
Shunt Capacitance $C_0$	7.0pF max.
Equivalent Series Resistance (ESR)	See ESR Table
Drive Level	100µW typ. (500µW max)
Insulation Resistance (MΩ)	500 at 100Vdc ±15Vdc

### Equivalent Series Resistance (ESR)

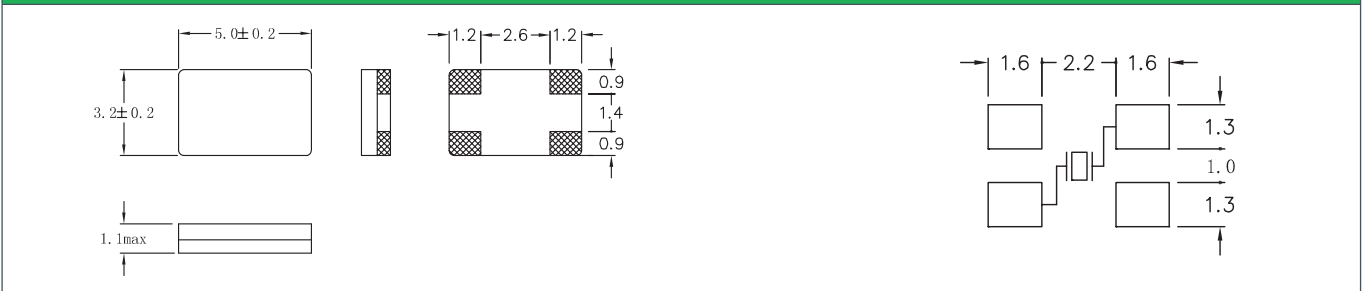
Frequency Range - MHz	Ω max.	Mode of Operation
8.000 to 10.000	100	Fundamental
10.000 to 12.000	80	Fundamental
12.000 to 16.000	60	Fundamental
16.000 to 48.000	30	Fundamental

### Frequency Stability vs. Temperature

Operating Temperature	±20ppm	±30ppm	±50ppm
-20 to +70°C	○	○	○
-40 to +85°C	○	●	○

● standard    ○ available

### Mechanical Dimensions



### Part Numbering Guide

Qantek Code	Package	Nominal Frequency (in MHz)	Vibration Mode	Load Capacitance	Operating Temperature Range	Frequency Tolerance	Frequency Stability	Packaging
Q = Qantek	C5CA = 3.2x5.0 4-Pad SMD	7 digits including the decimal point (f.i.e. 12.0000)	F = AT-Fund	S = Series <b>12 = 12pF</b> 18 = 18pF 20 = 20pF etc.	A = -20 to +70°C <b>B = -40 to +85°C</b>	2 = ±20ppm <b>3 = ±30ppm</b> 5 = ±50ppm	2 = ±20ppm <b>3 = ±30ppm</b> 5 = ±50ppm	M = 250pcs Tape&Reel R = 1000pcs Tape&Reel

Example: QC5CA12.0000F12B33R

bold letters = recommended standard specification



**QANTEK Technology Corporation**

Phone: +1 877-227-0440 (tollfree)

Fax: +1 877-227-0440 (tollfree)

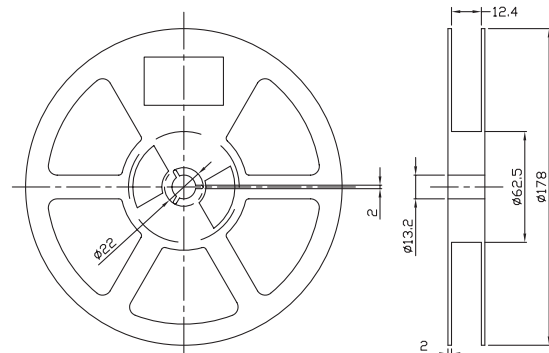
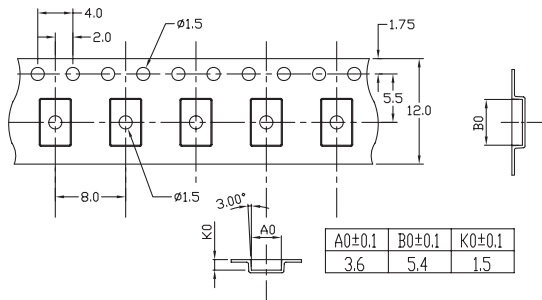
www.qantek.com

info@qantek.com

# QC5CA Series

## 3.2x5.0 4-Pad SMD All Ceramic Crystal Unit

### Tape and Reel Dimensions



### Marking Code Guide

Contains frequency, Qantek manufacturing code, production code (month and year) and load capacitance.

#### Month Codes

January	A	July	G
February	B	August	H
March	C	September	I
April	D	October	J
May	E	November	K
June	F	December	L

#### Year Codes

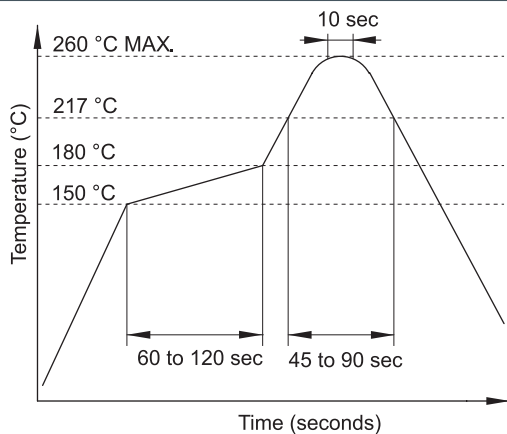
2010	0	2011	1	2012	2
2013	3	2014	4	2015	5

#### Load Capacitance Code in pF

pF	PN Code	pF	PN Code
12	A	20	F
18	B	22	G
8	C	30	H
10	D	32	I
16	E	S	S

Example: First Line: 12.000 (Frequency) Second Line: QA1A (Qantek - January - 2011 - 12 pF)

### Solder Reflow Profile



### Environmental Specifications

Mechanical Shock	MIL-STD-202, Method 213, C
Vibration	MIL-STD-202, Method 201 & 204
Thermal Cycle	MIL-STD, Method 1010, B
Gross Leak	MIL-STD-202, Method 112
Fine Leak	MIL-STD-202, Method 112

All specifications are subject to change without notice.



**QANTEK Technology Corporation**  
 Phone: +1 877-227-0440 (tollfree)  
 Fax: +1 877-227-0440 (tollfree)

www.qantek.com  
 info@qantek.com