

Plug-in relay complete unit 1 W, 24 V DC LED module red Socket with logic isolation screw terminal



| | |
|--------------------------|-----------------------------------|
| Product brand name | SIRIUS |
| Product designation | Coupling relay with plug-in relay |
| Product type designation | LZS |




| General technical data | |
|--|-------------------|
| Display version LED | Yes |
| Consumed active power | 0.4 W |
| Percental drop-out voltage related to the input voltage | 10 % |
| Protection class IP | IP20 |
| Switching behavior | monostable |
| Design of the switching function | changeover switch |
| Design of the switching function positively driven | No |
| Mechanical service life (switching cycles) | |
| • typical | 30 000 000 |
| Electrical endurance (switching cycles) | |
| • at AC-15 at 230 V typical | 1 000 000 |
| Thermal current | 16 A |
| Reference code acc. to DIN 40719 extended according to IEC 204-2 acc. to IEC 750 | K |

| | |
|--|--|
| Reference code acc. to DIN EN 81346-2 | K |
| Reference code acc. to DIN EN 61346-2 | K |
| Control circuit/ Control | |
| Control supply voltage at DC | |
| • rated value | 24 V |
| Operating range factor control supply voltage rated value at DC | |
| • initial value | 0.9 |
| • Full-scale value | 1.4 |
| Closing delay | |
| • at DC | 8 ms |
| Opening delay | |
| • at DC | 6 ms |
| Design of the relay operating mechanism | poled |
| Product component Plug-in socket | Yes |
| Design of the snap-on socket base | Socket with logic isolation |
| Short-circuit protection | |
| Design of the fuse link | |
| • for short-circuit protection of the auxiliary switch required | fuse gG: 10 A |
| Auxiliary circuit | |
| Type of switching contact | Changeover contact |
| Material of switching contacts | AgNi 90/10 |
| Number of NC contacts for auxiliary contacts | 0 |
| Number of NO contacts for auxiliary contacts | 0 |
| Number of CO contacts | |
| • for auxiliary contacts | 1 |
| Main circuit | |
| Type of voltage | DC |
| Display | |
| Display version | |
| • as status display by LED | LED red |
| Connections/ Terminals | |
| Product function | |
| • removable terminal | No |
| Type of electrical connection | screw-type terminals |
| Type of connectable conductor cross-sections | |
| • solid | 1x (1,0 ... 2,5), 2x 1,0, 2x 1,5, 2x 2,5 |
| • at AWG conductors solid | 1x (18 ... 14), 2x 18, 2x 16, 2x 14 |
| Connectable conductor cross-section | |

| | |
|--|---------------------------|
| <ul style="list-style-type: none"> • solid | 1 ... 2.5 mm ² |
| <ul style="list-style-type: none"> • finely stranded with core end processing | 1 ... 1.5 mm ² |
| AWG number as coded connectable conductor cross section | |
| <ul style="list-style-type: none"> • solid | 18 ... 14 |
| Tightening torque | |
| <ul style="list-style-type: none"> • with screw-type terminals | 0.5 ... 0.7 N·m |

| Installation/ mounting/ dimensions | |
|------------------------------------|------------------|
| Mounting position | any |
| Mounting type | snap-on mounting |
| Height | 71 mm |
| Width | 15.5 mm |
| Depth | 77 mm |

Certificates/ approvals

| General Product Approval | Declaration of Conformity | other |
|--|--|---|
|  VDE |  EAC |  EG-Konf. |
| | Miscellaneous | Confirmation |

Further information

Information- and Downloadcenter (Catalogs, Brochures,...)

www.siemens.com/sirius/catalogs

Industry Mall (Online ordering system)

<https://mall.industry.siemens.com/mall/en/en/Catalog/product?mlfb=LZS:RT3B4L24>

Cax online generator

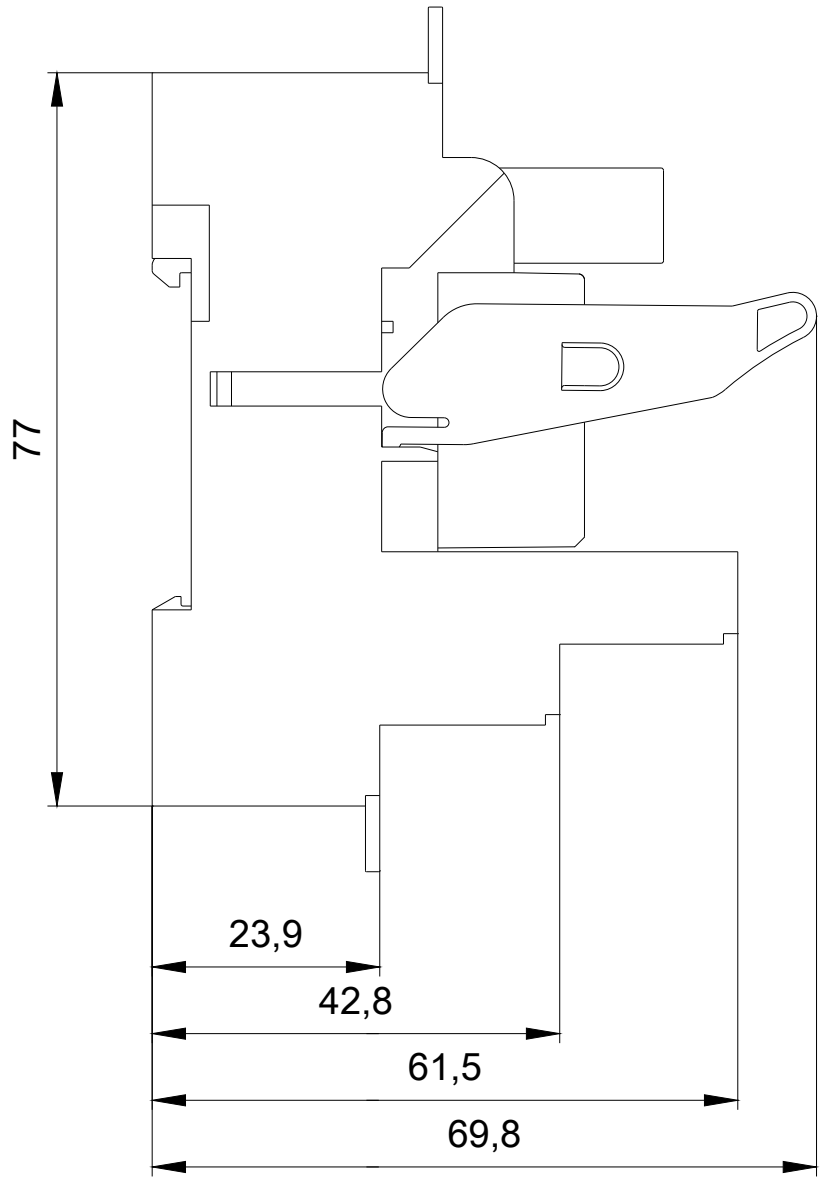
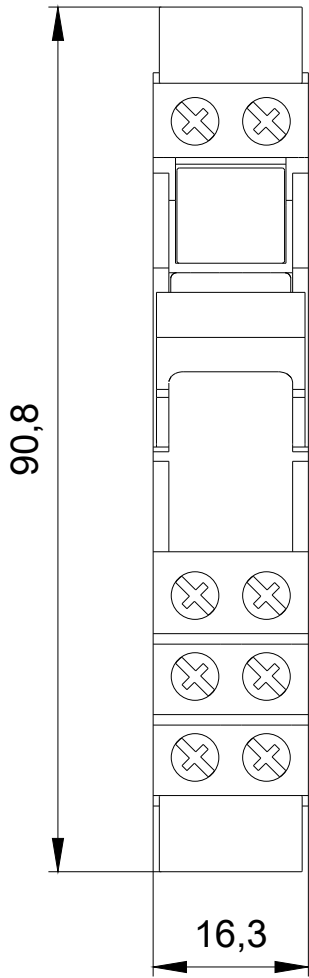
<http://support.automation.siemens.com/WW/CAXorder/default.aspx?lang=en&mlfb=LZS:RT3B4L24>

Service&Support (Manuals, Certificates, Characteristics, FAQs,...)

<https://support.industry.siemens.com/cs/ww/en/ps/LZS:RT3B4L24>

Image database (product images, 2D dimension drawings, 3D models, device circuit diagrams, EPLAN macros, ...)

http://www.automation.siemens.com/bilddb/cax_de.aspx?mlfb=LZS:RT3B4L24&lang=en



last modified:

09/13/2019