

circuit breaker 3VA2 IEC frame 630 breaking capacity class M  
 $I_{cu}=55kA @ 415V$  3-pole, motor protection ETU350M, LSI,  $I_n=500A$   
 overload protection  $I_r=200A...500A$  short-circuit protection  $I_{sd}=3...15$   
 $\times I_r$ ,  $I_i=15 \times I_n$  nut keeper kit undervoltage release (UVR) 24V DC 2  
 auxiliary switches HQ 1 trip alarm switch HQ 1 electrical alarm switch



Model	
Product brand name	SENTRON
Product designation	Molded case circuit breaker
Product version	Motor protection
Design of the overcurrent release	ETU350M
Protective function of the overcurrent release	LSI
Number of poles	3
Design of the auxiliary release	Undervoltage release (UVR)
Auxiliary contact version	2 auxiliary switches + 1 trip alarm switch + 1 electrical alarm switch HQ

General technical data	
Rated insulation voltage $U_i$	800 V
Max. rated operational voltage $U_e$ with AC 50/60Hz	690 V
Operating power / at AC-3 / at 400 V	200 W
Power loss [W] / maximum	101.5 W
Active power loss / for rated value of the current / at AC / in hot operating state / per pole	33 W
Latching - endurance	15 000

Electrical endurance (switching cycles) / at AC-1 / at 380/415 V 50/60 Hz	4 000
Neutral conductors / upgradeable/retrofitable	No
Ground fault monitoring version	Without
Product function	
• communication function	No
• Phase failure detection	Yes
• other measurement function	No
Net weight	4.3 kg

### Current

Max. rated operational current of the frame size	630 A
Rated continuous current I <sub>u</sub>	500 A
Operating current	
• at 40 °C	500 A
• at 45 °C	500 A
• at 50 °C	500 A
• at 55 °C	495 A
• at 60 °C	490 A
• at 65 °C	485 A
• at 70 °C	480 A

### Switching capacity according to IEC 60947

Switching capacity class of the circuit breaker	M
Maximum short-circuit current breaking capacity (I <sub>cu</sub> )	
• at 240 V	85 kA
• at 415 V	55 kA
• at 440 V	55 kA
• at 500 V	36 kA
• at 690 V	10 kA
Operational short-circuit current breaking capacity (I <sub>cs</sub> )	
• at 240 V	85 kA
• at 415 V	55 kA
• at 440 V	55 kA
• at 500 V	36 kA
• at 690 V	10 kA
Short-circuit current making capacity (I <sub>cm</sub> )	
• at 240 V	187 kA
• at 415 V	121 kA
• at 440 V	121 kA
• at 500 V	75.6 kA
• at 690 V	17 kA

## Adjustable parameters

Adjustable response value current / I <sub>r</sub> min.	200 A
Adjustable response value current / I <sub>r</sub> max.	500 A
Adjustable response value time / t <sub>r</sub> min.	4
Adjustable response value time / t <sub>r</sub> max.	15
Adjustable response value current / I <sub>sd</sub> min.	1 500 A
Adjustable response value current / I <sub>sd</sub> max.	7 500 A
Short-term delayed / tripping switchable / I <sup>2</sup> t=ON/OFF	No
Adjustable response value time / t <sub>sd</sub> min.	0.03 s
Adjustable response value time / t <sub>sd</sub> max.	0.03 s
Adjustable response value current / I <sub>i</sub> min.	7 500 A
Adjustable response value current / I <sub>i</sub> max.	7 500 A

## Mechanical Design

Height	248 mm
Width	138 mm
Depth	110 mm

## Connections

Arrangement of electrical connectors / for main current circuit	Front terminal
Type of electrical connection / for main current circuit	Lug terminal

## Auxiliary circuit

Product component	
• undervoltage release	Yes
• Voltage trigger	No
• undervoltage release with leading contact	No
• Trip indicator	Yes
Number of CO contacts / for auxiliary contacts	4

## Accessories

Product extension / optional / motor drive	Yes
Manufacturer's article number	
• of the supplied basic switch	<a href="#">3VA2450-5MN32-0AA0</a>
• of the integrated auxiliary switch/alarm switch	<a href="#">3VA9988-0AA12</a>
• of the integrated auxiliary switch/alarm switch	<a href="#">3VA9988-0AB12</a>
• of the integrated auxiliary switch/alarm switch	<a href="#">3VA9988-0AB22</a>
• of the integrated auxiliary trip	3VA9608-0BB11

## Environmental conditions

Protection class IP / on the front	IP40
Ambient temperature	
• during operation / minimum	-25 °C
• during operation / maximum	70 °C

- during storage / minimum
- during storage / maximum

-40 °C

80 °C

## Certificates

Reference code / acc. to DIN EN 81346-2

Q

### General Product Approval

### EMC

### Declaration of Conformity



CCC



VDE

[Miscellaneous](#)



RCM



EG-Konf.

### Test Certificates

### Shipping Approval

### other

[Miscellaneous](#)

[Special Test Certificate](#)



LRS

[CCS / China Classification Society](#)

[Confirmation](#)

[Manufacturer Declaration](#)

### other

[Miscellaneous](#)

## Further information

### Information- and Downloadcenter (Catalogs, Brochures,...)

<http://www.siemens.com/lowvoltage/catalogs>

### Industry Mall (Online ordering system)

<https://mall.industry.siemens.com/mall/en/en/Catalog/product?mlfb=3VA2450-5MN32-0BL0>

### Service&Support (Manuals, Certificates, Characteristics, FAQs,...)

<https://support.industry.siemens.com/cs/ww/en/ps/3VA2450-5MN32-0BL0>

### Image database (product images, 2D dimension drawings, 3D models, device circuit diagrams, ...)

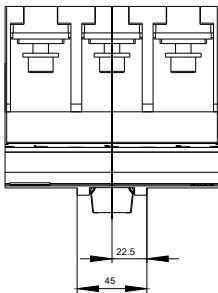
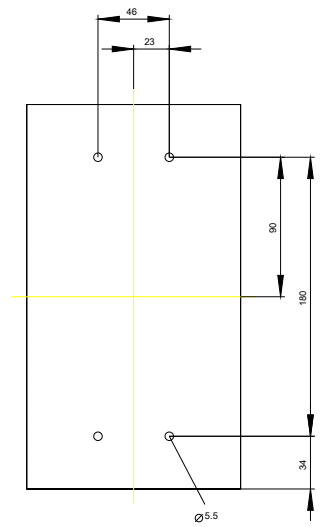
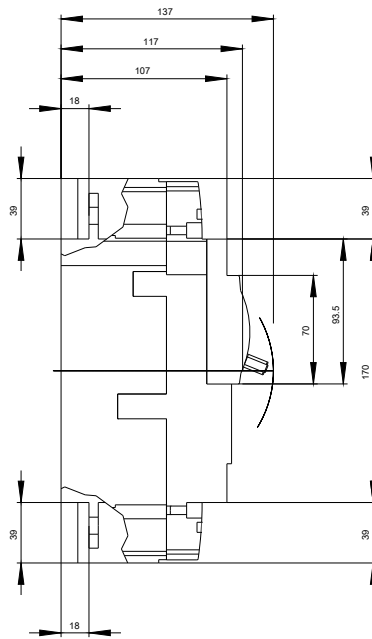
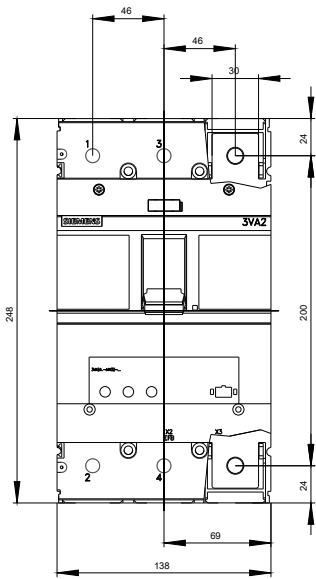
[http://www.automation.siemens.com/bilddb/cax\\_en.aspx?mlfb=3VA2450-5MN32-0BL0](http://www.automation.siemens.com/bilddb/cax_en.aspx?mlfb=3VA2450-5MN32-0BL0)

### CAX-Online-Generator

<http://www.siemens.com/cax>

### Tender specifications

<http://www.siemens.com/specifications>



**last modified:**

09/13/2019