

circuit breaker 3VA2 IEC frame 630 breaking capacity class M
 $I_{cu}=55kA @ 415V$ 3-pole, motor protection ETU350M, LSI, $I_n=500A$
 overload protection $I_r=200A...500A$ short-circuit protection $I_{sd}=3...15$
 $\times I_r$, $I_i=15 \times I_n$ nut keeper kit shunt trip (STL) 110-127V DC, AC
 50/60Hz 2 auxiliary switches HQ



Model	
Product brand name	SENTRON
Product designation	Molded case circuit breaker
Product version	Motor protection
Design of the overcurrent release	ETU350M
Protective function of the overcurrent release	LSI
Number of poles	3
Design of the auxiliary release	Shunt trip (STL)
Auxiliary contact version	2 auxiliary switches HQ

General technical data	
Rated insulation voltage U_i	800 V
Max. rated operational voltage U_e with AC 50/60Hz	690 V
Operating power / at AC-3 / at 400 V	200 W
Power loss [W] / maximum	99 W
Active power loss / for rated value of the current / at AC / in hot operating state / per pole	33 W
Latching - endurance	15 000
Electrical endurance (switching cycles) / at AC-1 / at 380/415 V 50/60 Hz	4 000

Neutral conductors / upgradeable/retrofitable	No
Ground fault monitoring version	Without
Product function	
• communication function	No
• Phase failure detection	Yes
• other measurement function	No
Net weight	4.4 kg

Current

Max. rated operational current of the frame size	630 A
Rated continuous current I _u	500 A
Operating current	
• at 40 °C	500 A
• at 45 °C	500 A
• at 50 °C	500 A
• at 55 °C	495 A
• at 60 °C	490 A
• at 65 °C	485 A
• at 70 °C	480 A

Switching capacity according to IEC 60947

Switching capacity class of the circuit breaker	M
Maximum short-circuit current breaking capacity (I _{cu})	
• at 240 V	85 kA
• at 415 V	55 kA
• at 440 V	55 kA
• at 500 V	36 kA
• at 690 V	10 kA
Operational short-circuit current breaking capacity (I _{cs})	
• at 240 V	85 kA
• at 415 V	55 kA
• at 440 V	55 kA
• at 500 V	36 kA
• at 690 V	10 kA
Short-circuit current making capacity (I _{cm})	
• at 240 V	187 kA
• at 415 V	121 kA
• at 440 V	121 kA
• at 500 V	75.6 kA
• at 690 V	17 kA

Adjustable parameters

Adjustable response value current / I _r min.	200 A
---------------------------------------------------------	-------

Adjustable response value current / I _r max.	500 A
Adjustable response value time / t _r min.	4
Adjustable response value time / t _r max.	15
Adjustable response value current / I _{sd} min.	1 500 A
Adjustable response value current / I _{sd} max.	7 500 A
Short-term delayed / tripping switchable / I _{2t} =ON/OFF	No
Adjustable response value time / t _{sd} min.	0.03 s
Adjustable response value time / t _{sd} max.	0.03 s
Adjustable response value current / I _i min.	7 500 A
Adjustable response value current / I _i max.	7 500 A

Mechanical Design

Height	248 mm
Width	138 mm
Depth	110 mm

Connections

Arrangement of electrical connectors / for main current circuit	Front terminal
Type of electrical connection / for main current circuit	Lug terminal

Auxiliary circuit

Product component	
<ul style="list-style-type: none"> • undervoltage release 	No
<ul style="list-style-type: none"> • Voltage trigger 	Yes
<ul style="list-style-type: none"> • undervoltage release with leading contact 	No
<ul style="list-style-type: none"> • Trip indicator 	No
Number of CO contacts / for auxiliary contacts	2

Accessories

Product extension / optional / motor drive	Yes
Manufacturer's article number	
<ul style="list-style-type: none"> • of the supplied basic switch 	3VA2450-5MN32-0AA0
<ul style="list-style-type: none"> • of the integrated auxiliary switch/alarm switch 	3VA9988-0AA12
<ul style="list-style-type: none"> • of the integrated auxiliary trip 	3VA9688-0BL32

Environmental conditions

Protection class IP / on the front	IP40
Ambient temperature	
<ul style="list-style-type: none"> • during operation / minimum 	-25 °C
<ul style="list-style-type: none"> • during operation / maximum 	70 °C
<ul style="list-style-type: none"> • during storage / minimum 	-40 °C
<ul style="list-style-type: none"> • during storage / maximum 	80 °C

Certificates

General Product Approval	EMC	Declaration of Conformity
---------------------------------	------------	----------------------------------



CCC



VDE

[Miscellaneous](#)

RCM



EG-Konf.

Test Certificates	Shipping Approval	other
--------------------------	--------------------------	--------------

[Miscellaneous](#)[Special Test Certificate](#)

LRS

[CCS / China Classification Society](#)[Confirmation](#)[Manufacturer Declaration](#)

other

[Miscellaneous](#)

Further information

Information- and Downloadcenter (Catalogs, Brochures,...)

<http://www.siemens.com/lowvoltage/catalogs>

Industry Mall (Online ordering system)

<https://mall.industry.siemens.com/mall/en/en/Catalog/product?mlfb=3VA2450-5MN32-0JC0>

Service&Support (Manuals, Certificates, Characteristics, FAQs,...)

<https://support.industry.siemens.com/cs/ww/en/ps/3VA2450-5MN32-0JC0>

Image database (product images, 2D dimension drawings, 3D models, device circuit diagrams, ...)

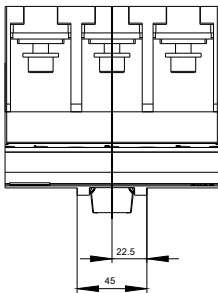
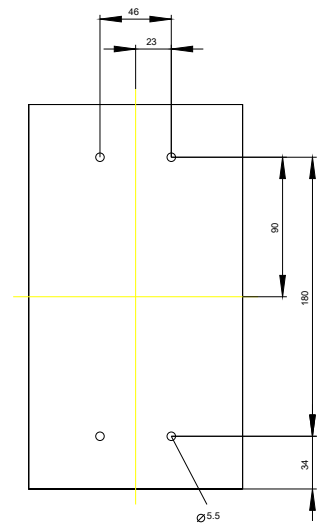
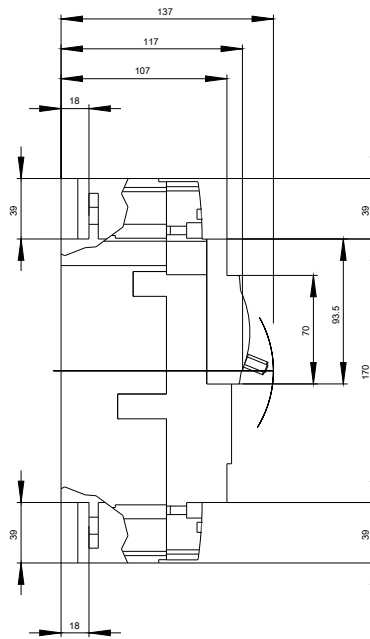
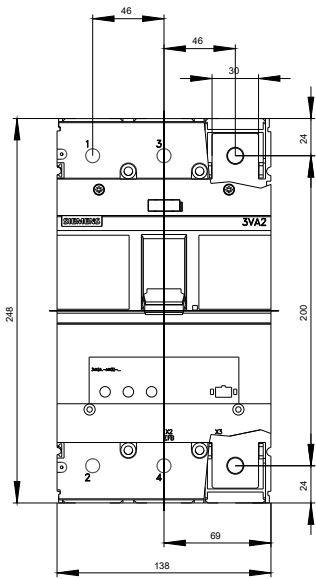
http://www.automation.siemens.com/bilddb/cax_en.aspx?mlfb=3VA2450-5MN32-0JC0

CAX-Online-Generator

<http://www.siemens.com/cax>

Tender specifications

<http://www.siemens.com/specifications>



last modified:

09/13/2019