

circuit breaker 3VA2 IEC frame 100 breaking capacity class M
 $I_{cu}=55kA @ 415V$ 3-pole, line protection ETU350, LSI, $I_n=63A$
 overload protection $I_r=25A...63A$ short-circuit protection $I_{sd}=1.5...10$
 $\times I_r$, $I_i=12 \times I_n$ clamp connection undervoltage release (UVR) 24V DC
 2 auxiliary switches HQ



Model	
Product brand name	SENTRON
Product designation	Molded case circuit breaker
Product version	Line protection
Design of the overcurrent release	ETU350
Protective function of the overcurrent release	LSI
Number of poles	3
Design of the auxiliary release	Undervoltage release (UVR)
Auxiliary contact version	2 auxiliary switches HQ
General technical data	
Rated insulation voltage U_i	800 V
Max. rated operational voltage U_e with AC 50/60Hz	690 V
Power loss [W] / maximum	7.9 W
Latching - endurance	20 000
Electrical endurance (switching cycles) / at AC-1 / at 380/415 V 50/60 Hz	12 000
Neutral conductors / upgradeable/retrofitable	No
Ground fault monitoring version	Without
Product function	

• communication function	No
• Phase failure detection	No
• other measurement function	No
Net weight	2.61 kg

Current

Max. rated operational current of the frame size	100 A
Rated continuous current I _u	63 A
Operating current	
• at 40 °C	63 A
• at 45 °C	63 A
• at 50 °C	63 A
• at 55 °C	60.6375 A
• at 60 °C	58.275 A
• at 65 °C	55.9125 A
• at 70 °C	53.55 A

Switching capacity according to IEC 60947

Switching capacity class of the circuit breaker	M
Maximum short-circuit current breaking capacity (I _{cu})	
• at 240 V	85 kA
• at 415 V	55 kA
• at 440 V	55 kA
• at 500 V	36 kA
• at 690 V	2 kA
Operational short-circuit current breaking capacity (I _{cs})	
• at 240 V	85 kA
• at 415 V	55 kA
• at 440 V	55 kA
• at 500 V	36 kA
• at 690 V	2 kA
Short-circuit current making capacity (I _{cm})	
• at 240 V	187 kA
• at 415 V	121 kA
• at 440 V	121 kA
• at 500 V	79 kA
• at 690 V	3.4 kA

Adjustable parameters

Adjustable response value current / I _r min.	25 A
Adjustable response value current / I _r max.	63 A
Adjustable response value time / t _r min.	0.5
Adjustable response value time / t _r max.	17

Adjustable response value current / Isd min.	95 A
Adjustable response value current / Isd max.	630 A
Short-term delayed / tripping switchable / I2t=ON/OFF	No
Adjustable response value time / tsd min.	0.02 s
Adjustable response value time / tsd max.	0.4 s
Adjustable response value current / li min.	756 A
Adjustable response value current / li max.	756 A

Mechanical Design

Height	181 mm
Width	105 mm
Depth	86 mm

Connections

Arrangement of electrical connectors / for main current circuit	Front terminal
Type of electrical connection / for main current circuit	box terminal
Type of connectable conductor cross-section, round conductor terminal, stranded	1 x (6-120 mm ²)

Auxiliary circuit

Product component	
<ul style="list-style-type: none"> • undervoltage release • Voltage trigger • undervoltage release with leading contact • Trip indicator 	<p>Yes</p> <p>No</p> <p>No</p> <p>No</p>
Number of CO contacts / for auxiliary contacts	2

Accessories

Product extension / optional / motor drive	Yes
Manufacturer's article number	
<ul style="list-style-type: none"> • of the supplied basic switch • of the integrated auxiliary switch/alarm switch • of the integrated auxiliary trip 	<p>3VA2063-5HN36-0AA0</p> <p>3VA9988-0AA12</p> <p>3VA9608-0BB11</p>

Environmental conditions

Protection class IP / on the front	IP40
Ambient temperature	
<ul style="list-style-type: none"> • during operation / minimum • during operation / maximum • during storage / minimum • during storage / maximum 	<p>-25 °C</p> <p>70 °C</p> <p>-40 °C</p> <p>80 °C</p>

Certificates

Reference code / acc. to DIN EN 81346-2	Q
---	---

General Product Approval	EMC
--------------------------	-----



CCC



VDE

CB

CB

[Miscellaneous](#)

EAC



RCM

Declaration of Conformity	Test Certificates	Shipping Approval	
---------------------------	-------------------	-------------------	--



EG-Konf.

[Type Test Certificates/Test Report](#)

[Miscellaneous](#)

[Special Test Certificate](#)



ABS



BUREAU VERITAS

Shipping Approval	other
-------------------	-------



LRS



RMRS

[CCS / China Classification Society](#)

[Manufacturer Declaration](#)

[Miscellaneous](#)

Further information

Information- and Downloadcenter (Catalogs, Brochures,...)

<http://www.siemens.com/lowvoltage/catalogs>

Industry Mall (Online ordering system)

<https://mall.industry.siemens.com/mall/en/en/Catalog/product?mlfb=3VA2063-5HN36-0BC0>

Service&Support (Manuals, Certificates, Characteristics, FAQs,...)

<https://support.industry.siemens.com/cs/ww/en/ps/3VA2063-5HN36-0BC0>

Image database (product images, 2D dimension drawings, 3D models, device circuit diagrams, ...)

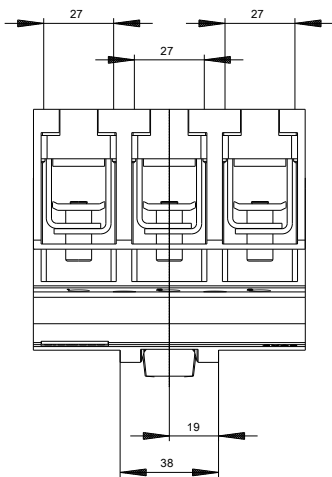
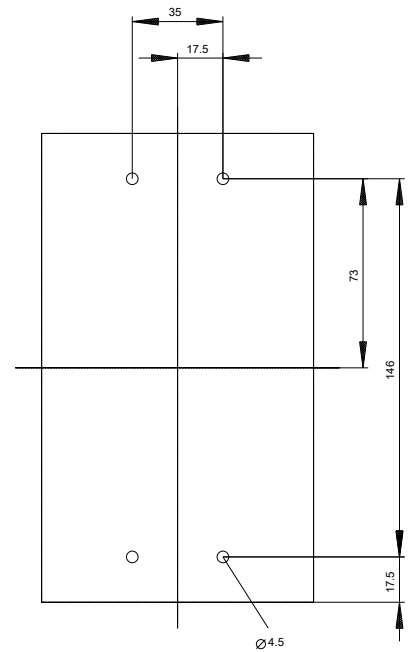
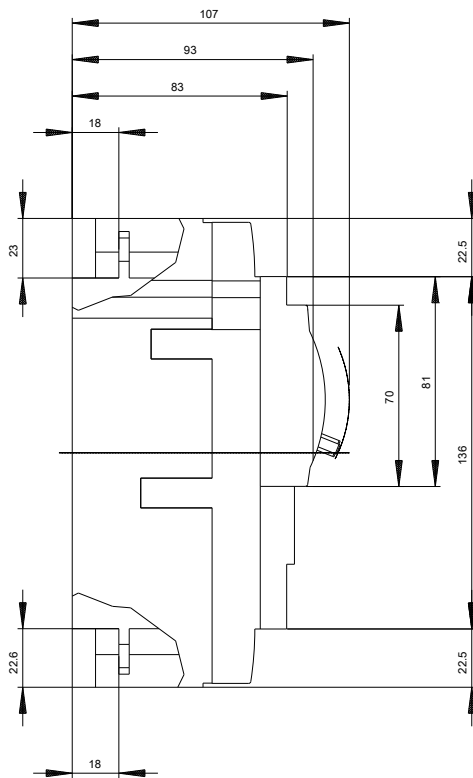
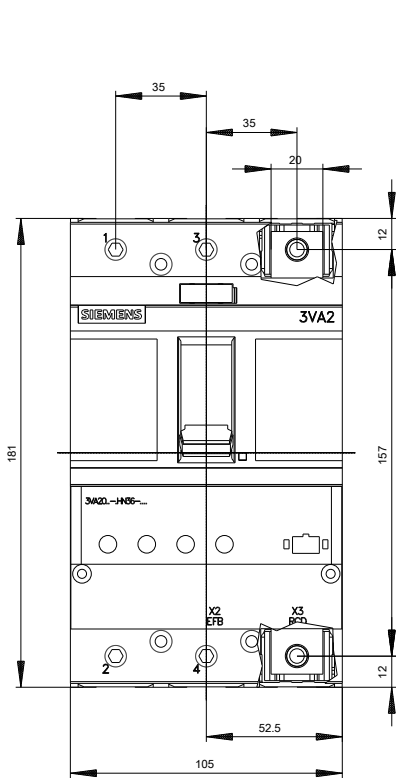
http://www.automation.siemens.com/bilddb/cax_en.aspx?mlfb=3VA2063-5HN36-0BC0

CAX-Online-Generator

<http://www.siemens.com/cax>

Tender specifications

<http://www.siemens.com/specifications>



last modified:

09/13/2019