

circuit breaker 3VA2 IEC frame 160 breaking capacity class M
 $I_{cu}=55kA @ 415V$ 3-pole, motor protection ETU350M, LSI, $I_n=63A$
 overload protection $I_r=25A...63A$ short-circuit protection $I_{sd}=3...15 \times I_r$, $I_i=15 \times I_n$ clamp connection shunt trip (STL) 220-250V DC, 208-277V AC 2 auxiliary switches HQ



Model	
Product brand name	SENTRON
Product designation	Molded case circuit breaker
Product version	Motor protection
Design of the overcurrent release	ETU350M
Protective function of the overcurrent release	LSI
Number of poles	3
Design of the auxiliary release	Shunt trip (STL)
Auxiliary contact version	2 auxiliary switches HQ
General technical data	
Rated insulation voltage U_i	800 V
Max. rated operational voltage U_e with AC 50/60Hz	690 V
Operating power / at AC-3 / at 400 V	22 W
Power loss [W] / maximum	75 W
Latching - endurance	20 000
Electrical endurance (switching cycles) / at AC-1 / at 380/415 V 50/60 Hz	12 000
Neutral conductors / upgradeable/retrofitable	No
Ground fault monitoring version	Without

Product function	
<ul style="list-style-type: none"> • communication function 	No
<ul style="list-style-type: none"> • Phase failure detection 	Yes
<ul style="list-style-type: none"> • other measurement function 	No
Net weight	2.43 kg

Current

Max. rated operational current of the frame size	160 A
Rated continuous current I _u	63 A
Operating current	
<ul style="list-style-type: none"> • at 40 °C 	63 A
<ul style="list-style-type: none"> • at 45 °C 	63 A
<ul style="list-style-type: none"> • at 50 °C 	63 A
<ul style="list-style-type: none"> • at 55 °C 	60.48 A
<ul style="list-style-type: none"> • at 60 °C 	59.22 A
<ul style="list-style-type: none"> • at 65 °C 	57.96 A
<ul style="list-style-type: none"> • at 70 °C 	56.7 A

Switching capacity according to IEC 60947

Switching capacity class of the circuit breaker	M
Maximum short-circuit current breaking capacity (I _{cu})	
<ul style="list-style-type: none"> • at 240 V 	85 kA
<ul style="list-style-type: none"> • at 415 V 	55 kA
<ul style="list-style-type: none"> • at 440 V 	55 kA
<ul style="list-style-type: none"> • at 500 V 	36 kA
<ul style="list-style-type: none"> • at 690 V 	10 kA
Operational short-circuit current breaking capacity (I _{cs})	
<ul style="list-style-type: none"> • at 240 V 	85 kA
<ul style="list-style-type: none"> • at 415 V 	55 kA
<ul style="list-style-type: none"> • at 440 V 	55 kA
<ul style="list-style-type: none"> • at 500 V 	36 kA
<ul style="list-style-type: none"> • at 690 V 	10 kA
Short-circuit current making capacity (I _{cm})	
<ul style="list-style-type: none"> • at 240 V 	187 kA
<ul style="list-style-type: none"> • at 415 V 	121 kA
<ul style="list-style-type: none"> • at 440 V 	121 kA
<ul style="list-style-type: none"> • at 500 V 	75.6 kA
<ul style="list-style-type: none"> • at 690 V 	17 kA

Adjustable parameters

Adjustable response value current / I _r min.	25 A
Adjustable response value current / I _r max.	63 A
Adjustable response value time / t _r min.	4

Adjustable response value time / tr max.	17
Adjustable response value current / Isd min.	189 A
Adjustable response value current / Isd max.	945 A
Short-term delayed / tripping switchable / I2t=ON/OFF	No
Adjustable response value time / tsd min.	0.03 s
Adjustable response value time / tsd max.	0.03 s
Adjustable response value current / li min.	945 A
Adjustable response value current / li max.	945 A

Mechanical Design

Height	181 mm
Width	105 mm
Depth	86 mm

Connections

Arrangement of electrical connectors / for main current circuit	Front terminal
Type of electrical connection / for main current circuit	box terminal

Auxiliary circuit

Product component	
<ul style="list-style-type: none"> • undervoltage release • Voltage trigger • undervoltage release with leading contact • Trip indicator 	<ul style="list-style-type: none"> No Yes No No
Number of CO contacts / for auxiliary contacts	2

Accessories

Product extension / optional / motor drive	Yes
Manufacturer's article number	
<ul style="list-style-type: none"> • of the supplied basic switch • of the integrated auxiliary switch/alarm switch • of the integrated auxiliary trip 	<ul style="list-style-type: none"> 3VA2163-5MN36-0AA0 3VA9988-0AA12 3VA9688-0BL33

Environmental conditions

Protection class IP / on the front	IP40
Ambient temperature	
<ul style="list-style-type: none"> • during operation / minimum • during operation / maximum • during storage / minimum • during storage / maximum 	<ul style="list-style-type: none"> -25 °C 70 °C -40 °C 80 °C

Certificates

Reference code / acc. to DIN EN 81346-2	Q
---	---

General Product Approval	EMC
--------------------------	-----



CCC



VDE

CB

CB

[Miscellaneous](#)



RCM

Declaration of Conformity	Test Certificates	Shipping Approval	other
---------------------------	-------------------	-------------------	-------



EG-Konf.

[Miscellaneous](#)

[Special Test Certificate](#)



LRS

[CCS / China Classification Society](#)

[Manufacturer Declaration](#)

other

[Miscellaneous](#)

Further information

Information- and Downloadcenter (Catalogs, Brochures,...)

<http://www.siemens.com/lowvoltage/catalogs>

Industry Mall (Online ordering system)

<https://mall.industry.siemens.com/mall/en/en/Catalog/product?mlfb=3VA2163-5MN36-0KC0>

Service&Support (Manuals, Certificates, Characteristics, FAQs,...)

<https://support.industry.siemens.com/cs/ww/en/ps/3VA2163-5MN36-0KC0>

Image database (product images, 2D dimension drawings, 3D models, device circuit diagrams, ...)

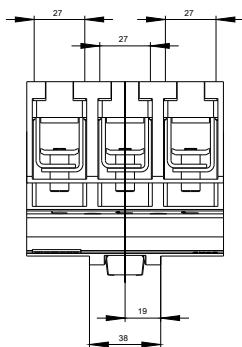
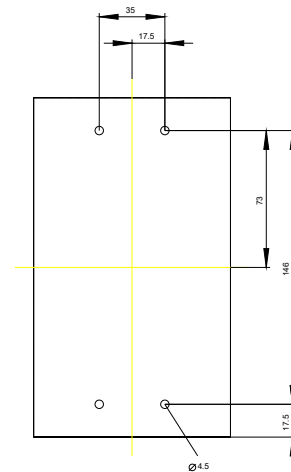
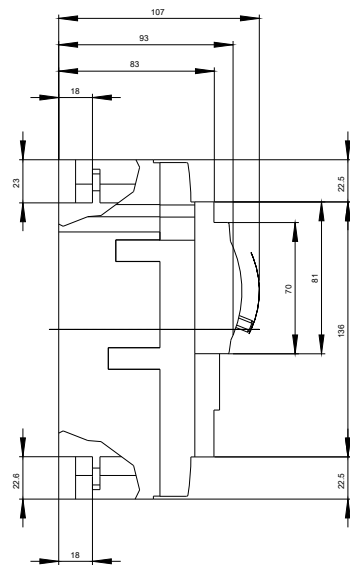
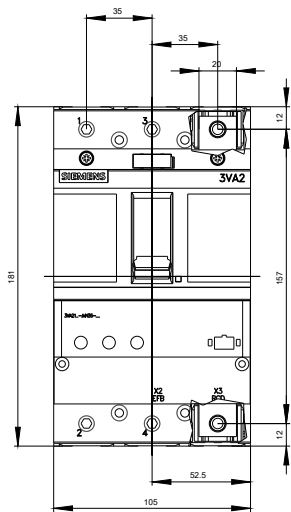
http://www.automation.siemens.com/bilddb/cax_en.aspx?mlfb=3VA2163-5MN36-0KC0

CAX-Online-Generator

<http://www.siemens.com/cax>

Tender specifications

<http://www.siemens.com/specifications>



last modified:

09/13/2019