

circuit breaker 3VA2 IEC frame 630 breaking capacity class C  
 $I_{cu}=110\text{kA}$  @ 415V 3-pole, line protection ETU350, LSI,  $I_n=630\text{A}$   
 overload protection  $I_r=250\text{A}\dots630\text{A}$  short-circuit protection  $I_{sd}=1.5\dots9$   
 $\times I_r$ ,  $I_i=9 \times I_n$  nut keeper kit 4 auxiliary switches HQ



Model	
Product brand name	SENTRON
Product designation	Molded case circuit breaker
Product version	Line protection
Design of the overcurrent release	ETU350
Protective function of the overcurrent release	LSI
Number of poles	3
Design of the auxiliary release	Without auxiliary release
Auxiliary contact version	4 auxiliary switches HQ
General technical data	
Rated insulation voltage $U_i$	800 V
Max. rated operational voltage $U_e$ with AC 50/60Hz	690 V
Power loss [W] / maximum	162 W
Active power loss / for rated value of the current / at AC / in hot operating state / per pole	54 W
Latching - endurance	15 000
Electrical endurance (switching cycles) / at AC-1 / at 380/415 V 50/60 Hz	4 000
Neutral conductors / upgradeable/retrofitable	No

Ground fault monitoring version	Without
Product function	
• communication function	No
• Phase failure detection	No
• other measurement function	No
Net weight	4.4 kg

### Current

Max. rated operational current of the frame size	630 A
Rated continuous current I <sub>u</sub>	630 A
Operating current	
• at 40 °C	630 A
• at 45 °C	612 A
• at 50 °C	593 A
• at 55 °C	575 A
• at 60 °C	557 A
• at 65 °C	538 A
• at 70 °C	520 A

### Switching capacity according to IEC 60947

Switching capacity class of the circuit breaker	C
Maximum short-circuit current breaking capacity (I <sub>cu</sub> )	
• at 240 V	150 kA
• at 415 V	110 kA
• at 440 V	110 kA
• at 500 V	85 kA
• at 690 V	25 kA
Operational short-circuit current breaking capacity (I <sub>cs</sub> )	
• at 240 V	150 kA
• at 415 V	110 kA
• at 440 V	110 kA
• at 500 V	85 kA
• at 690 V	25 kA
Short-circuit current making capacity (I <sub>cm</sub> )	
• at 240 V	330 kA
• at 415 V	242 kA
• at 440 V	242 kA
• at 500 V	187 kA
• at 690 V	52.5 kA

### Adjustable parameters

Adjustable response value current / I <sub>r</sub> min.	250 A
Adjustable response value current / I <sub>r</sub> max.	630 A

Adjustable response value time / tr min.	0.5
Adjustable response value time / tr max.	12
Adjustable response value current / I <sub>sd</sub> min.	0 A
Adjustable response value current / I <sub>sd</sub> max.	0 A
Short-term delayed / tripping switchable / I <sub>2t</sub> =ON/OFF	No
Adjustable response value current / I <sub>i</sub> min.	5 670 A
Adjustable response value current / I <sub>i</sub> max.	5 670 A

### Mechanical Design

Height	248 mm
Width	138 mm
Depth	110 mm

### Connections

Arrangement of electrical connectors / for main current circuit	Front terminal
Type of electrical connection / for main current circuit	Lug terminal
Type of connectable conductor cross-section, connection screw, width x thickness , min.	20 x 1
Type of connectable conductor cross-section, connection screw, width x thickness , max.	35 x 10

### Auxiliary circuit

Product component	
<ul style="list-style-type: none"> <li>• undervoltage release</li> </ul>	No
<ul style="list-style-type: none"> <li>• Voltage trigger</li> </ul>	No
<ul style="list-style-type: none"> <li>• undervoltage release with leading contact</li> </ul>	No
<ul style="list-style-type: none"> <li>• Trip indicator</li> </ul>	No
Number of CO contacts / for auxiliary contacts	4

### Accessories

Product extension / optional / motor drive	Yes
Manufacturer's article number	
<ul style="list-style-type: none"> <li>• of the supplied basic switch</li> </ul>	<a href="#">3VA2463-7HN32-0AA0</a>
<ul style="list-style-type: none"> <li>• of the integrated auxiliary switch/alarm switch</li> </ul>	<a href="#">3VA9988-0AA12</a>
<ul style="list-style-type: none"> <li>• of the integrated auxiliary trip</li> </ul>	3VA9608-0BB24

### Environmental conditions

Protection class IP / on the front	IP40
Ambient temperature	
<ul style="list-style-type: none"> <li>• during operation / minimum</li> </ul>	-25 °C
<ul style="list-style-type: none"> <li>• during operation / maximum</li> </ul>	70 °C
<ul style="list-style-type: none"> <li>• during storage / minimum</li> </ul>	-40 °C
<ul style="list-style-type: none"> <li>• during storage / maximum</li> </ul>	80 °C

### Certificates

<b>General Product Approval</b>	<b>EMC</b>	<b>Declaration of Conformity</b>
---------------------------------	------------	----------------------------------



CCC



VDE

[Miscellaneous](#)

RCM



EG-Konf.

<b>Test Certificates</b>	<b>Shipping Approval</b>
--------------------------	--------------------------

[Miscellaneous](#)[Special Test Certificate](#)[Type Test Certificates/Test Report](#)

ABS

BUREAU  
VERITAS

LRS

<b>Shipping Approval</b>	<b>other</b>
--------------------------	--------------



RMRS

[CCS / China Classification Society](#)[Manufacturer Declaration](#)[Miscellaneous](#)

## Further information

### Information- and Downloadcenter (Catalogs, Brochures,...)

<http://www.siemens.com/lowvoltage/catalogs>

### Industry Mall (Online ordering system)

<https://mall.industry.siemens.com/mall/en/en/Catalog/product?mlfb=3VA2463-7HN32-0AE0>

### Service&Support (Manuals, Certificates, Characteristics, FAQs,...)

<https://support.industry.siemens.com/cs/ww/en/ps/3VA2463-7HN32-0AE0>

### Image database (product images, 2D dimension drawings, 3D models, device circuit diagrams, ...)

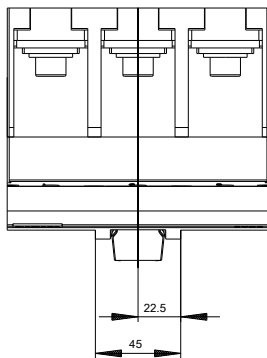
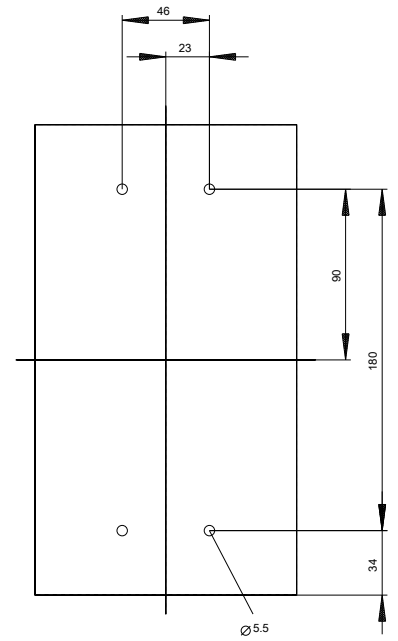
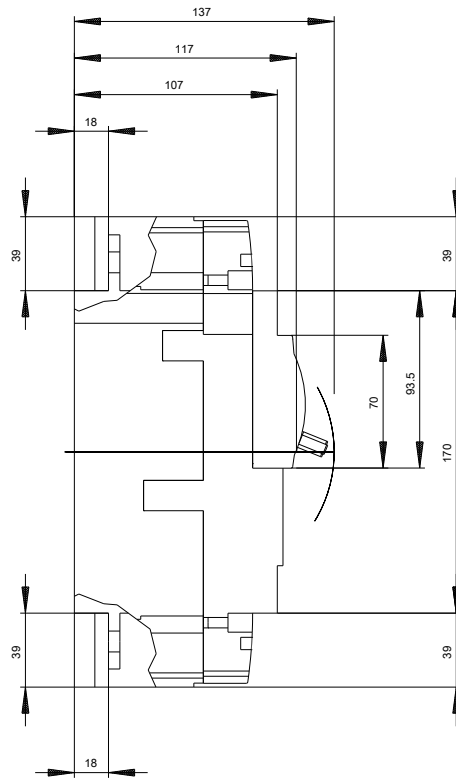
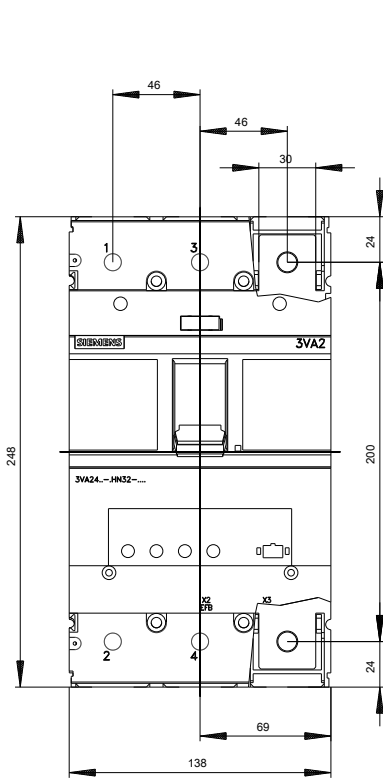
[http://www.automation.siemens.com/bilddb/cax\\_en.aspx?mlfb=3VA2463-7HN32-0AE0](http://www.automation.siemens.com/bilddb/cax_en.aspx?mlfb=3VA2463-7HN32-0AE0)

### CAX-Online-Generator

<http://www.siemens.com/cax>

### Tender specifications

<http://www.siemens.com/specifications>



**last modified:**

09/13/2019