

Input coupler Relay coupler, 1 change-over contact hard gold-plated
 24 V AC/DC Spring-type terminal (push-in) Overall width 6.2 mm
 Thermal current 6A



Product brand name	SIRIUS
Product category	SIRIUS 3RQ3 coupling relays in slim design
Product designation	Coupling relays with relay output (not plug-in)
Design of the product	Input coupling link
Product type designation	3RQ3

General technical data	
Display version LED	Yes
Product component	
• Relay output	Yes
• semi-conductor output	No
Consumed active power	0.3 W
Surge voltage resistance rated value	4 kV
maximum permissible voltage for safe isolation	
• between control and auxiliary circuit	300 V
Percental drop-out voltage related to the input voltage	10 %
Protection class IP	IP20
Shock resistance	
• acc. to IEC 60068-2-27	sinusoidal half-wave 15g / 11 ms

Operating frequency maximum	72 000 1/h
Switching behavior	monostable
Mechanical service life (switching cycles)	
• typical	10 000 000
Electrical endurance (switching cycles)	
• at AC-15 at 230 V typical	100 000
Thermal current	6 A
Reference code acc. to DIN EN 81346-2	K
Reference code acc. to DIN EN 61346-2	K

Control circuit/ Control

Control supply voltage at AC	
• at 50 Hz rated value	24 V
• at 60 Hz rated value	24 V
Control supply voltage frequency	
• 1 rated value	50 Hz
• 2 rated value	60 Hz
Control supply voltage at DC	
• rated value	24 V
Operating range factor control supply voltage rated value at DC	
• initial value	0.8
• Full-scale value	1.25
Operating range factor control supply voltage rated value at AC at 50 Hz	
• initial value	0.8
• Full-scale value	1.25
Operating range factor control supply voltage rated value at AC at 60 Hz	
• initial value	0.8
• Full-scale value	1.25
Switch-on delay time	
• at AC maximum	12 ms
• at DC maximum	12 ms
Off-delay time	14 ms
Closing delay	
• at AC	12 ms
• at DC	6 ms
Opening delay	
• at AC	14 ms
• at DC	13 ms
Design of the relay operating mechanism	poled
Product component Plug-in socket	No

Short-circuit protection

Design of the fuse link

- for short-circuit protection of the auxiliary switch required
- fuse gG: 4 A

Auxiliary circuit

Type of switching contact

Changeover contact

Material of switching contacts

AgSnO₂-HTV

Number of CO contacts

- for auxiliary contacts

1

Operating current of auxiliary contacts at AC-15

- at 24 V
- at 250 V

3 A

3 A

Operating current of auxiliary contacts at DC-13

- at 24 V
- at 125 V
- at 250 V

1 A

0.2 A

0.1 A

Contact reliability of auxiliary contacts

one incorrect switching operation of 100 million switching operations (5 V, 1 mA)

Main circuit

Type of voltage

AC/DC

Inputs/ Outputs

Property of the output Short-circuit proof

No

Outputs

Ampacity of the output relay at AC-15

- at 250 V at 50/60 Hz

3 A

Ampacity of the output relay at DC-13

- at 24 V
- at 125 V
- at 250 V

1 A

0.2 A

0.1 A

Electromagnetic compatibility

EMC emitted interference

- acc. to IEC 60947-1

ambience A (industrial sector)

EMI immunity

- acc. to IEC 60947-1

corresponds to degree of severity 3

Conducted interference

- due to burst acc. to IEC 61000-4-4
- due to conductor-earth surge acc. to IEC 61000-4-5
- due to conductor-conductor surge acc. to IEC 61000-4-5

2 kV

2 kV

1 kV

Field-bound parasitic coupling acc. to IEC 61000-4-3

10 V/m

Electrostatic discharge acc. to IEC 61000-4-2	6 kV contact discharge / 8 kV air discharge
Display	
Display version	LED green
<ul style="list-style-type: none"> • as status display by LED 	
Connections/ Terminals	
Product function	No
<ul style="list-style-type: none"> • removable terminal 	
Type of electrical connection	PUSH-IN connection (spring-loaded connection)
<ul style="list-style-type: none"> • for auxiliary and control current circuit 	
Wire length	
<ul style="list-style-type: none"> • at AC maximum 	500 m
<ul style="list-style-type: none"> • at DC maximum 	1 000 m
Type of connectable conductor cross-sections	
<ul style="list-style-type: none"> • solid 	1x (0.25 ... 2.5 mm ²)
<ul style="list-style-type: none"> • finely stranded with core end processing 	1x (0.25 ... 1.5 mm ²)
<ul style="list-style-type: none"> • finely stranded without core end processing 	1x (0.25 ... 2.5 mm ²)
<ul style="list-style-type: none"> • at AWG conductors solid 	1 x (20 ... 14)
<ul style="list-style-type: none"> • at AWG conductors stranded 	1x (20 ... 14)
Connectable conductor cross-section	
<ul style="list-style-type: none"> • solid 	0.25 ... 2.5 mm ²
<ul style="list-style-type: none"> • finely stranded with core end processing 	0.25 ... 1.5 mm ²
<ul style="list-style-type: none"> • finely stranded without core end processing 	0.25 ... 2.5 mm ²
AWG number as coded connectable conductor cross section	
<ul style="list-style-type: none"> • solid 	20 ... 14
<ul style="list-style-type: none"> • stranded 	20 ... 14
Installation/ mounting/ dimensions	
Mounting position	any
Mounting type	snap-on mounting
Height	93 mm
Width	6.2 mm
Depth	72.5 mm
Required spacing	
<ul style="list-style-type: none"> • with side-by-side mounting <ul style="list-style-type: none"> — forwards — Backwards — upwards — downwards — at the side • for grounded parts <ul style="list-style-type: none"> — forwards 	0 mm 0 mm 0 mm 0 mm 0 mm 0 mm

- Backwards 0 mm
- upwards 0 mm
- at the side 0 mm
- downwards 0 mm
- for live parts
 - forwards 0 mm
 - Backwards 0 mm
 - upwards 0 mm
 - downwards 0 mm
 - at the side 0 mm

0 mm
0 mm
0 mm
0 mm
0 mm
0 mm
0 mm
0 mm
0 mm
0 mm
0 mm

Ambient conditions

Installation altitude at height above sea level	
• maximum	2 000 m
Relative humidity	
• during operation	10 ... 95 %

Certificates/ approvals

General Product Approval	EMC	Declaration of Conformity
---------------------------------	------------	----------------------------------



Declaration of Conformity	Marine / Shipping	other
----------------------------------	--------------------------	--------------

[Miscellaneous](#)



[Confirmation](#)

Further information

Information- and Downloadcenter (Catalogs, Brochures,...)

www.siemens.com/sirius/catalogs

Industry Mall (Online ordering system)

<https://mall.industry.siemens.com/mall/en/en/Catalog/product?mlfb=3RQ3038-2AB01>

Cax online generator


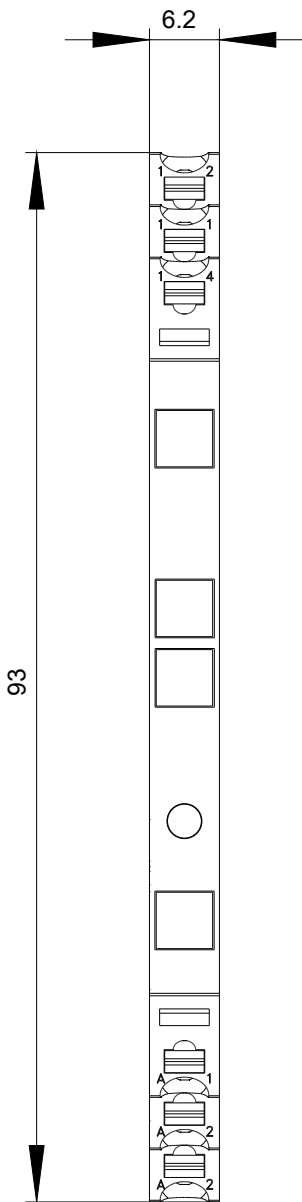
<http://support.automation.siemens.com/WW/CAXorder/default.aspx?lang=en&mlfb=3RQ3038-2AB01>

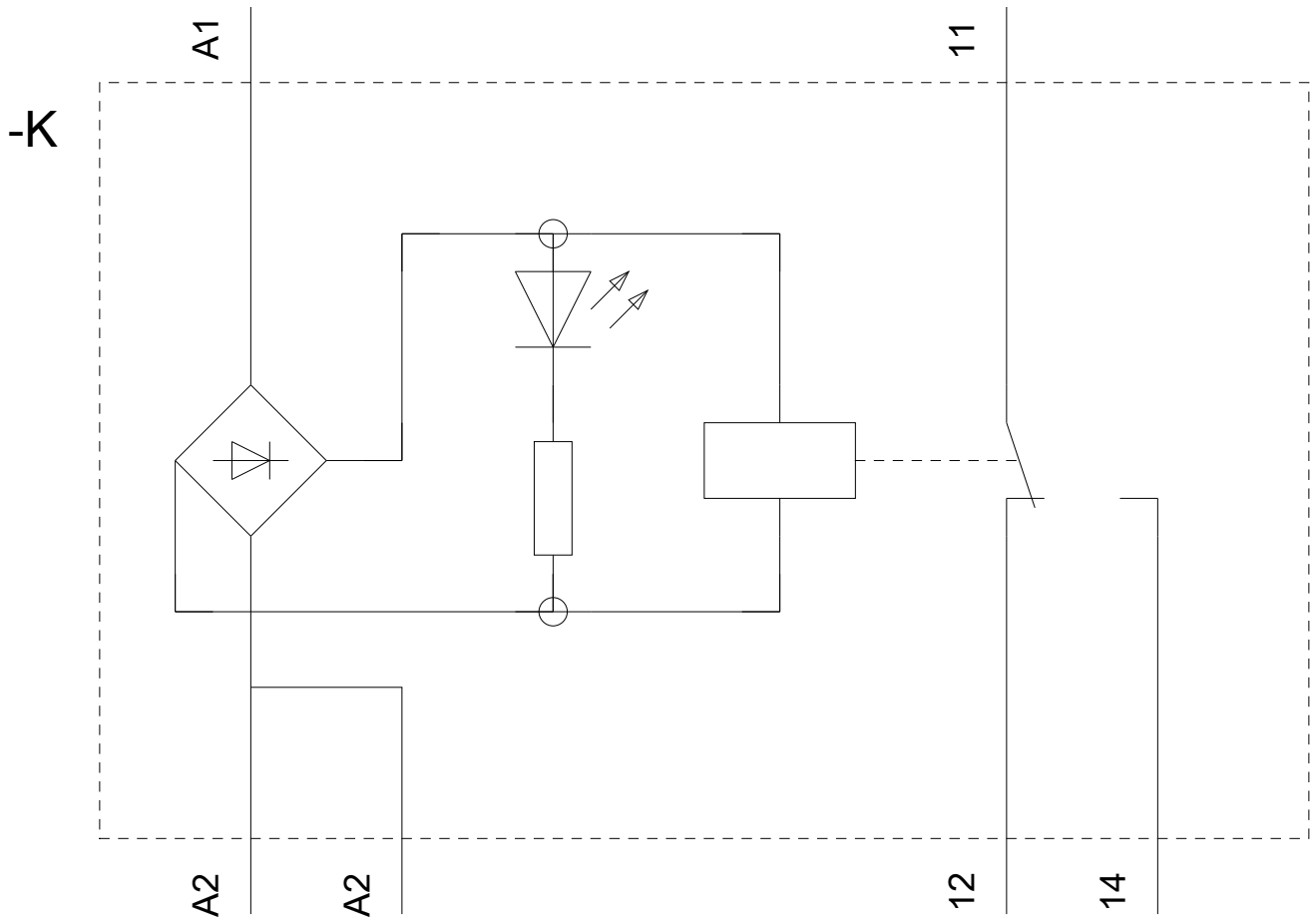
Service&Support (Manuals, Certificates, Characteristics, FAQs,...)

<https://support.industry.siemens.com/cs/ww/en/ps/3RQ3038-2AB01>

Image database (product images, 2D dimension drawings, 3D models, device circuit diagrams, EPLAN macros, ...)

http://www.automation.siemens.com/bilddb/cax_de.aspx?mlfb=3RQ3038-2AB01&lang=en





last modified:

09/04/2019