

Output coupler Optocoupler 1 NO, Transistor, 24 V DC Output max. 60 V DC, 0.5 A Spring-type terminal (push-in) Overall width 6.2 mm Thermal current 0.5 A



Product brand name	SIRIUS
Product category	SIRIUS 3RQ3 coupling relays in slim design
Product designation	Coupling relays with semiconductor output (not plug-in)
Design of the product	Output coupling link
Product type designation	3RQ3

General technical data	
Display version LED	Yes
Product component	
• Relay output	No
• semi-conductor output	Yes
Consumed active power	0.3 W
Surge voltage resistance rated value	2.5 kV
Protection class IP	IP20
Shock resistance	
• acc. to IEC 60068-2-27	sinusoidal half-wave 15g / 11 ms
Switching frequency	50 Hz
Thermal current	0.5 A
Reference code acc. to DIN EN 81346-2	K
Reference code acc. to DIN EN 61346-2	K

Control circuit/ Control	
<b>Control supply voltage at DC</b>	
• rated value	11 ... 30 V
<b>Operating range factor control supply voltage rated value at DC</b>	
• initial value	1
• Full-scale value	1
<b>Switch-on delay time</b>	
• at DC maximum	0.3 ms
<b>Off-delay time</b>	2 ms
<b>Product component Plug-in socket</b>	No

Auxiliary circuit	
<b>Type of switching contact</b>	NO contact
<b>Number of NO contacts for auxiliary contacts</b>	1

Main circuit	
<b>Type of voltage</b>	DC

Inputs/ Outputs	
<b>Property of the output Short-circuit proof</b>	No

Outputs	
<b>Ampacity of the semiconductor output at DC</b>	1 mA ... 0.5 A

Electromagnetic compatibility	
<b>EMC emitted interference</b>	
• acc. to IEC 60947-1	ambience A (industrial sector)
<b>EMI immunity</b>	
• acc. to IEC 60947-1	corresponds to degree of severity 3
<b>Conducted interference</b>	
• due to burst acc. to IEC 61000-4-4	2 kV
• due to conductor-earth surge acc. to IEC 61000-4-5	2 kV
• due to conductor-conductor surge acc. to IEC 61000-4-5	1 kV
<b>Field-bound parasitic coupling acc. to IEC 61000-4-3</b>	10 V/m
<b>Electrostatic discharge acc. to IEC 61000-4-2</b>	6 kV contact discharge / 8 kV air discharge

Display	
<b>Display version</b>	
• as status display by LED	LED green

Connections/ Terminals	
<b>Product function</b>	
• removable terminal	No
<b>Type of electrical connection</b>	

• for auxiliary and control current circuit	PUSH-IN connection (spring-loaded connection)
<b>Wire length</b>	
• at DC maximum	1 000 m
<b>Type of connectable conductor cross-sections</b>	
• solid	1x (0.25 ... 2.5 mm <sup>2</sup> )
• finely stranded with core end processing	1x (0.25 ... 1.5 mm <sup>2</sup> )
• finely stranded without core end processing	1x (0.25 ... 2.5 mm <sup>2</sup> )
• at AWG conductors solid	1 x (20 ... 14)
• at AWG conductors stranded	1x (20 ... 14)
<b>Connectable conductor cross-section</b>	
• solid	0.25 ... 2.5 mm <sup>2</sup>
• finely stranded with core end processing	0.25 ... 1.5 mm <sup>2</sup>
• finely stranded without core end processing	0.25 ... 2.5 mm <sup>2</sup>
<b>AWG number as coded connectable conductor cross section</b>	
• solid	20 ... 14
• stranded	20 ... 14

Installation/ mounting/ dimensions	
<b>Mounting position</b>	any
<b>Mounting type</b>	snap-on mounting
<b>Height</b>	93 mm
<b>Width</b>	6.2 mm
<b>Depth</b>	72.5 mm
<b>Required spacing</b>	
• with side-by-side mounting	
— forwards	0 mm
— Backwards	0 mm
— upwards	0 mm
— downwards	0 mm
— at the side	0 mm
• for grounded parts	
— forwards	0 mm
— Backwards	0 mm
— upwards	0 mm
— at the side	0 mm
— downwards	0 mm
• for live parts	
— forwards	0 mm
— Backwards	0 mm
— upwards	0 mm
— downwards	0 mm

— at the side

0 mm

### Ambient conditions

#### Installation altitude at height above sea level

- maximum

2 000 m

#### Relative humidity

- during operation

10 ... 95 %

### Certificates/ approvals

General Product Approval	EMC	Declaration of Conformity
 CCC	 EAC	 EG-Konf.
 CSA	 UL	 RCM

Declaration of Conformity	Marine / Shipping	other
---------------------------	-------------------	-------

[Miscellaneous](#)



[Confirmation](#)

### Further information

#### Information- and Downloadcenter (Catalogs, Brochures,...)

[www.siemens.com/sirius/catalogs](http://www.siemens.com/sirius/catalogs)

#### Industry Mall (Online ordering system)

<https://mall.industry.siemens.com/mall/en/en/Catalog/product?mlfb=3RQ3050-2SM50>

#### Cax online generator


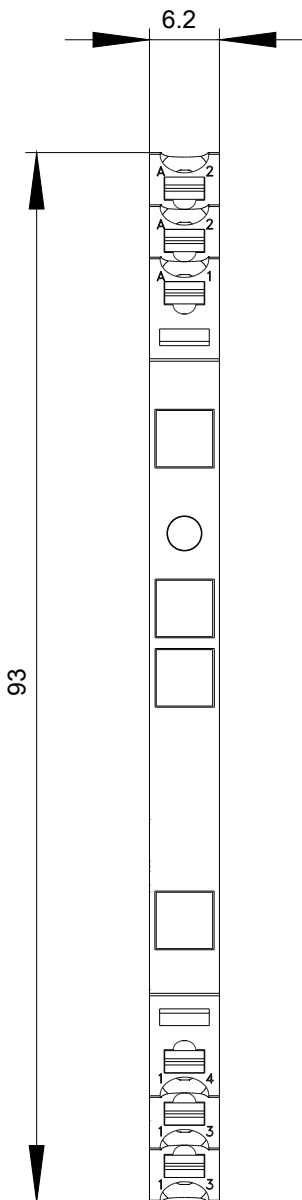
<http://support.automation.siemens.com/WW/CAXorder/default.aspx?lang=en&mlfb=3RQ3050-2SM50>

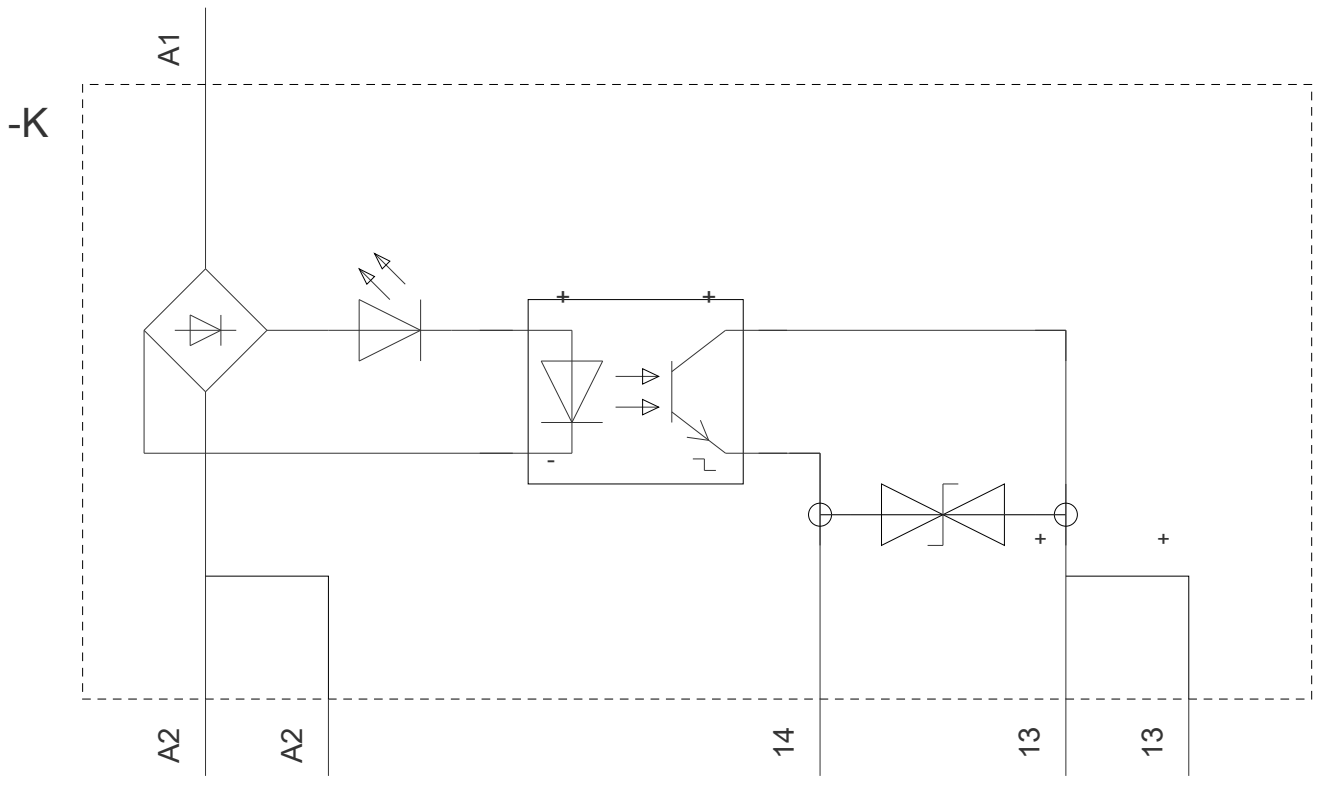
#### Service&Support (Manuals, Certificates, Characteristics, FAQs,...)

<https://support.industry.siemens.com/cs/ww/en/ps/3RQ3050-2SM50>

#### Image database (product images, 2D dimension drawings, 3D models, device circuit diagrams, EPLAN macros, ...)

[http://www.automation.siemens.com/bilddb/cax\\_de.aspx?mlfb=3RQ3050-2SM50&lang=en](http://www.automation.siemens.com/bilddb/cax_de.aspx?mlfb=3RQ3050-2SM50&lang=en)





last modified:

09/04/2019