

Output coupler with plug-in Relay, 1 change-over contact Spring-type terminal (push-in) 230 V AC/DC Enclosure width 6.2 mm Thermal current 6A



Product brand name	SIRIUS
Product category	SIRIUS 3RQ3 coupling relays in slim design
Product designation	Coupling relays with plug-in relay
Design of the product	Output coupling link
Product type designation	3RQ3

General technical data	
Display version LED	Yes
Product component	
• Relay output	Yes
• semi-conductor output	No
Consumed active power	1 W
Surge voltage resistance rated value	4 kV
maximum permissible voltage for safe isolation	
• between control and auxiliary circuit	300 V
Percental drop-out voltage related to the input voltage	10 %
Protection class IP	IP20
Shock resistance	
• acc. to IEC 60068-2-27	sinusoidal half-wave 15g / 11 ms

Operating frequency maximum	72 000 1/h
Switching behavior	monostable
Mechanical service life (switching cycles)	
• typical	10 000 000
Electrical endurance (switching cycles)	
• at AC-15 at 230 V typical	100 000
Thermal current	6 A
Reference code acc. to DIN EN 81346-2	K
Reference code acc. to DIN EN 61346-2	K

Control circuit/ Control

Control supply voltage at AC	
• at 50 Hz rated value	230 V
• at 60 Hz rated value	230 V
Control supply voltage frequency	
• 1 rated value	50 Hz
• 2 rated value	60 Hz
Control supply voltage at DC	
• rated value	230 V
Operating range factor control supply voltage rated value at DC	
• initial value	0.8
• Full-scale value	1.1
Operating range factor control supply voltage rated value at AC at 50 Hz	
• initial value	0.8
• Full-scale value	1.1
Operating range factor control supply voltage rated value at AC at 60 Hz	
• initial value	0.8
• Full-scale value	1.1
Switch-on delay time	
• at AC maximum	9 ms
• at DC maximum	8 ms
Off-delay time	19 ms
Closing delay	
• at AC	12 ms
• at DC	8 ms
Opening delay	
• at AC	20 ms
• at DC	18 ms
Design of the relay operating mechanism	poled
Product component Plug-in socket	Yes

Short-circuit protection

Design of the fuse link

- for short-circuit protection of the auxiliary switch required
- fuse gG: 4 A

Auxiliary circuit

Type of switching contact

Changeover contact

Material of switching contacts

AgSnO₂

Number of CO contacts

- for auxiliary contacts

1

Operating current of auxiliary contacts at AC-15

- at 24 V
- at 250 V

3 A

3 A

Operating current of auxiliary contacts at DC-13

- at 24 V
- at 125 V
- at 250 V

1 A

0.2 A

0.1 A

Contact reliability of auxiliary contacts

one incorrect switching operation of 100 million switching operations (17 V, 5 mA)

Main circuit

Type of voltage

AC/DC

Inputs/ Outputs

Property of the output Short-circuit proof

No

Outputs

Ampacity of the output relay at AC-15

- at 250 V at 50/60 Hz

3 A

Ampacity of the output relay at DC-13

- at 24 V
- at 125 V
- at 250 V

1 A

0.2 A

0.1 A

Electromagnetic compatibility

EMC emitted interference

- acc. to IEC 60947-1

ambience A (industrial sector)

EMI immunity

- acc. to IEC 60947-1

corresponds to degree of severity 3

Conducted interference

- due to burst acc. to IEC 61000-4-4
- due to conductor-earth surge acc. to IEC 61000-4-5
- due to conductor-conductor surge acc. to IEC 61000-4-5

2 kV

2 kV

1 kV

Field-bound parasitic coupling acc. to IEC 61000-4-3

10 V/m

Electrostatic discharge acc. to IEC 61000-4-2	6 kV contact discharge / 8 kV air discharge
Display	
Display version	LED green
<ul style="list-style-type: none"> • as status display by LED 	
Connections/ Terminals	
Product function	No
<ul style="list-style-type: none"> • removable terminal 	
Type of electrical connection	PUSH-IN connection (spring-loaded connection)
<ul style="list-style-type: none"> • for auxiliary and control current circuit 	
Wire length	
<ul style="list-style-type: none"> • at AC maximum 	500 m
<ul style="list-style-type: none"> • at DC maximum 	1 000 m
Type of connectable conductor cross-sections	
<ul style="list-style-type: none"> • solid 	1x (0.25 ... 2.5 mm ²)
<ul style="list-style-type: none"> • finely stranded with core end processing 	1x (0.25 ... 1.5 mm ²)
<ul style="list-style-type: none"> • finely stranded without core end processing 	1x (0.25 ... 2.5 mm ²)
<ul style="list-style-type: none"> • at AWG conductors solid 	1 x (20 ... 14)
<ul style="list-style-type: none"> • at AWG conductors stranded 	1x (20 ... 14)
Connectable conductor cross-section	
<ul style="list-style-type: none"> • solid 	0.25 ... 2.5 mm ²
<ul style="list-style-type: none"> • finely stranded with core end processing 	0.25 ... 1.5 mm ²
<ul style="list-style-type: none"> • finely stranded without core end processing 	0.25 ... 2.5 mm ²
AWG number as coded connectable conductor cross section	
<ul style="list-style-type: none"> • solid 	20 ... 14
<ul style="list-style-type: none"> • stranded 	20 ... 14
Installation/ mounting/ dimensions	
Mounting position	any
Mounting type	snap-on mounting
Height	93 mm
Width	6.2 mm
Depth	76 mm
Required spacing	
<ul style="list-style-type: none"> • with side-by-side mounting <ul style="list-style-type: none"> — forwards — Backwards — upwards — downwards — at the side 	0 mm
<ul style="list-style-type: none"> • for grounded parts <ul style="list-style-type: none"> — forwards 	0 mm


- Backwards 0 mm
- upwards 0 mm
- at the side 0 mm
- downwards 0 mm
- for live parts
 - forwards 0 mm
 - Backwards 0 mm
 - upwards 0 mm
 - downwards 0 mm
 - at the side 0 mm

Ambient conditions

Installation altitude at height above sea level	
• maximum	2 000 m
Relative humidity	
• during operation	10 ... 95 %

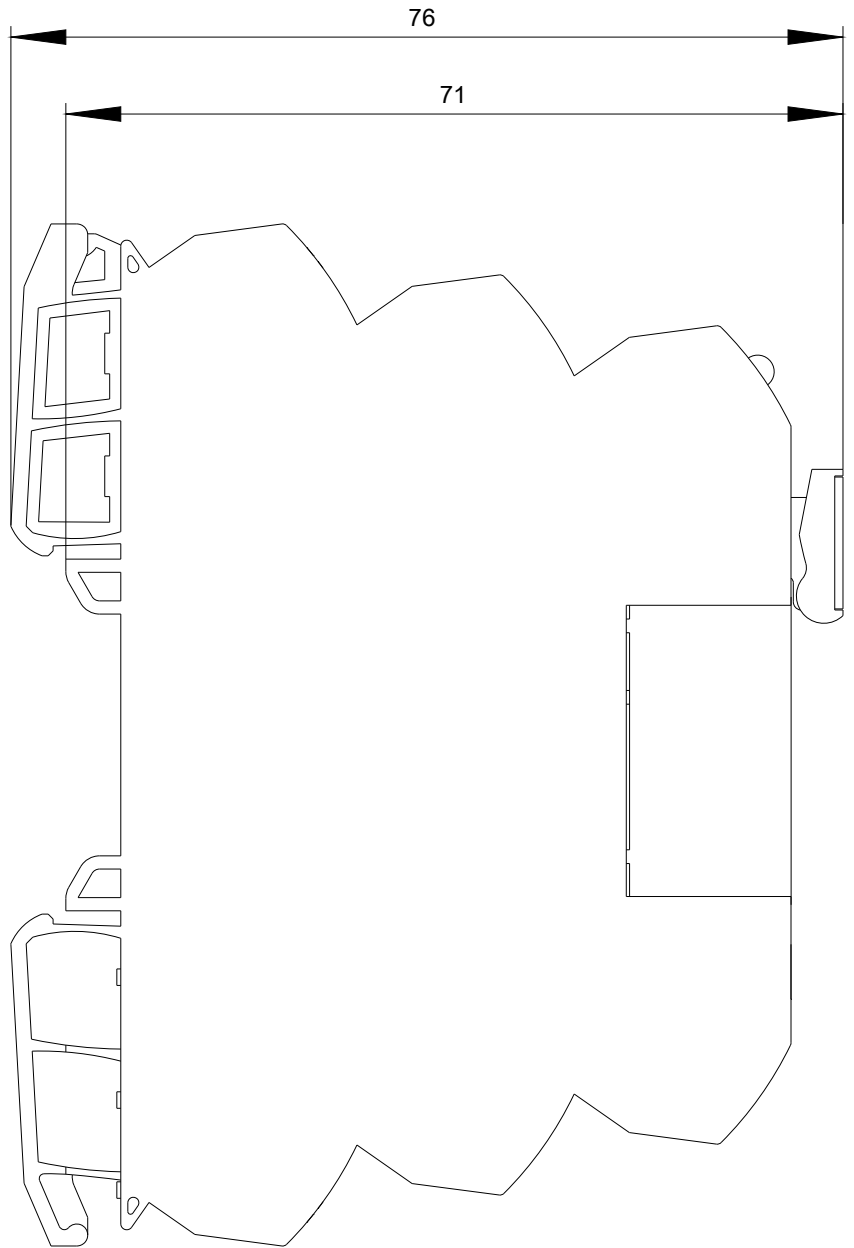
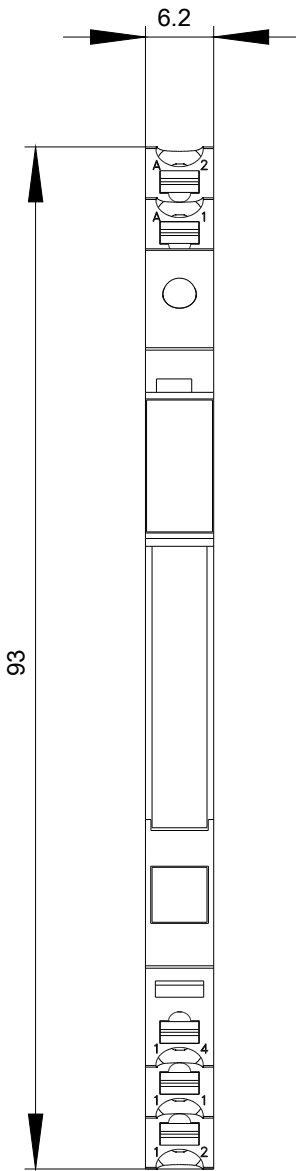
Certificates/ approvals

General Product Approval	EMC	Declaration of Conformity
 CCC  CSA  UL	 EAC  RCM	 CE EG-Konf.

Declaration of Conformity	Marine / Shipping	other
Miscellaneous		Confirmation

Further information

- Information- and Downloadcenter (Catalogs, Brochures,...)**
www.siemens.com/sirius/catalogs
- Industry Mall (Online ordering system)**
<https://mall.industry.siemens.com/mall/en/en/Catalog/product?mlfb=3RQ3118-2AF00>
- Cax online generator**
<http://support.automation.siemens.com/WW/CAXorder/default.aspx?lang=en&mlfb=3RQ3118-2AF00>
- Service&Support (Manuals, Certificates, Characteristics, FAQs,...)**
<https://support.industry.siemens.com/cs/ww/en/ps/3RQ3118-2AF00>
- Image database (product images, 2D dimension drawings, 3D models, device circuit diagrams, EPLAN macros, ...)**
http://www.automation.siemens.com/bilddb/cax_de.aspx?mlfb=3RQ3118-2AF00&lang=en





last modified:

09/04/2019