

switching relay with 2 CO contact for 230V AC 16A control 12V AC



Model	
Product brand name	SETRON
Product designation	Switching relays
Design of the product	With 2 CO
Design of the switching function	2 CO
General technical data	
Operating range factor / of control voltage_1	0.8
Electrical endurance (switching cycles)	50 000
Galvanic isolation / between magnet coil and contact	Yes
Switching voltage / of the contacts / at AC / minimum	10 V
Switching current / at AC / per contact / minimum	100 mA
Power loss [V·A] / of magnet coil / with pulse / rated value	3 V·A
Voltage	
Control voltage / at AC / rated value / maximum	12 V
Surge voltage resistance / rated value	4 kV
Supply voltage	400 V
Supply voltage	

Supply voltage	400 ... 400 V
Operating voltage / at AC / rated value / maximum	400 V
Type of voltage / of the supply voltage	AC

Protection class

Protection class IP	IP20, with connected conductors
---------------------	---------------------------------

Switching capacity

Switching capacity apparent power	
<ul style="list-style-type: none"> for uncompensated fluorescent lamp load 	400 V·A
Switching capacity current / at cos phi 0.6	16 A
Switching capacity active power / with filament lamp load	1 200 W

Dissipation

Power loss [W]	
<ul style="list-style-type: none"> for rated value of the current / at AC / in hot operating state / per pole 	1 W
<ul style="list-style-type: none"> at 16 A / per contact / rated value 	1 W
<ul style="list-style-type: none"> of magnet coil / with pulse / rated value 	2.4 W

Main circuit

Operating frequency / rated value	50 Hz
Operating current	
<ul style="list-style-type: none"> rated value 	16 A
<ul style="list-style-type: none"> at cos phi 0.6 ... 1 / rated value 	16 A

Control current

Type of voltage	
<ul style="list-style-type: none"> of control voltage_1 	AC
Control voltage	
<ul style="list-style-type: none"> _1 / initial value 	12 V
<ul style="list-style-type: none"> _1 / Full-scale value 	12 V
Control voltage frequency	
<ul style="list-style-type: none"> _1 / initial value 	50 Hz
<ul style="list-style-type: none"> _1 / Full-scale value 	50 Hz
Operating range factor / of control voltage_2	1.1

Product function

Product function / direct operation	Yes
-------------------------------------	-----

Inputs Outputs

Relay design	partially electronic
--------------	----------------------

Number

Number of terminals / with cross-head screw	1
Number of NC contacts	0
Number of NO contacts	0

Number of CO contacts	2
-----------------------	---

Connections

Connectable conductor cross-section	
<ul style="list-style-type: none"> • for flexible conductor / with core end processing • for rigid conductor 	1 ... 6 mm ² 1 ... 6 mm ²




Mechanical Design

Width of opening / of the contacts	1.2 mm
Installation depth	90 mm
Number of width units	1
Mounting type	DIN rail
Mounting position	any
Required spacing / for live parts	6 mm

Environmental conditions

Ambient temperature	-10 ... +40 °C
---------------------	----------------

Certificates

General Product Approval		Declaration of Conformity	Test Certificates
			
CCC	VDE	EG-Konf.	
	Miscellaneous		Miscellaneous

Further information

Information- and Downloadcenter (Catalogs, Brochures,...)

<http://www.siemens.com/lowvoltage/catalogs>

Industry Mall (Online ordering system)

<https://mall.industry.siemens.com/mall/en/en/Catalog/product?mlfb=5TT4207-3>

Service&Support (Manuals, Certificates, Characteristics, FAQs,...)

<https://support.industry.siemens.com/cs/ww/en/ps/5TT4207-3>

Image database (product images, 2D dimension drawings, 3D models, device circuit diagrams, ...)

http://www.automation.siemens.com/bilddb/cax_en.aspx?mlfb=5TT4207-3

CAX-Online-Generator

<http://www.siemens.com/cax>

Tender specifications

<http://www.siemens.com/specifications>



