

Residual current operated circuit breaker, 4-pole, Type AC, In: 25 A, 30 mA, Un AC: 400 V



Model	
Product brand name	SENTRON
Product designation	RCCB
Design of the product	Instantaneous
General technical data	
Number of poles	4
Size of installation devices / acc. to DIN 43880	1
Protection against electrical shock	Finger and back-of-hand safe
Short-circuit current rating	10 kA
circuit-breaker / Design	5SV4
Mechanical service life (switching cycles) / typical	10 000
Switching function / short-term delayed	No
Overvoltage category	III
Supply voltage	
Current / at AC / rated value	25 A
<ul style="list-style-type: none"> • Supply voltage / at AC / rated value • Supply voltage / for testing equipment / minimum 	400 V 195 V

• rated value

50 Hz

Protection class

Protection class IP IP20, if the distribution board is installed, with connected conductors

Switching capacity

Switching capacity current / according to IEC 61008-1 / rated value 0.8 kA

Dissipation

Power loss [W] / for rated value of the current / at AC / in hot operating state / per pole 1.3 W

Current

Tripping residual current / rated value 30 mA

Tripping residual / rated value / derated current

- at 40 Cel 25 A
- at 45 Cel 25 A
- at 50 Cel 25 A
- at 55 Cel 25 A
- at 60 Cel 25 A
- at 65 Cel 23.3 A
- at 70 Cel 17.62 A

Type of fault current AC

I_{2t}-value / permissible 58 000 A²·s

Product details

Product feature / silicon-free Yes

Product extension / can be installed / supplementary devices Yes

Connections

Connectable conductor cross-section

- solid 0.75 ... 35 mm²
- stranded 0.75 ... 35 mm²

Tightening torque / with screw-type terminals 2.5 ... 3 N·m

Position / of power supply cord top or bottom

Mechanical Design

Height 90 mm

Width 72 mm

Depth 70 mm

Installation depth 70 mm

Number of width units 4

Mounting type DIN rail (REG)

Mounting position any




Net weight	364 g
------------	-------

Environmental conditions

Ambient temperature	-25 ... +45 °C
• during storage	-40 ... +75 °C

Certificates

Reference code	F
• acc. to DIN EN 61346-2	F
• acc. to DIN EN 81346-2	F

General Product Approval	Declaration of Conformity	other	Railway
 CCC	 IMQ	Miscellaneous  EG-Konf.	Miscellaneous Vibration and Shock

Railway

[Confirmation](#)

Further information

Information- and Downloadcenter (Catalogs, Brochures,...)

<http://www.siemens.com/lowvoltage/catalogs>

Industry Mall (Online ordering system)

<https://mall.industry.siemens.com/mall/en/en/Catalog/product?mlfb=5SV4342-0>

Service&Support (Manuals, Certificates, Characteristics, FAQs,...)

<https://support.industry.siemens.com/cs/ww/en/ps/5SV4342-0>

Image database (product images, 2D dimension drawings, 3D models, device circuit diagrams, ...)

http://www.automation.siemens.com/bilddb/cax_en.aspx?mlfb=5SV4342-0

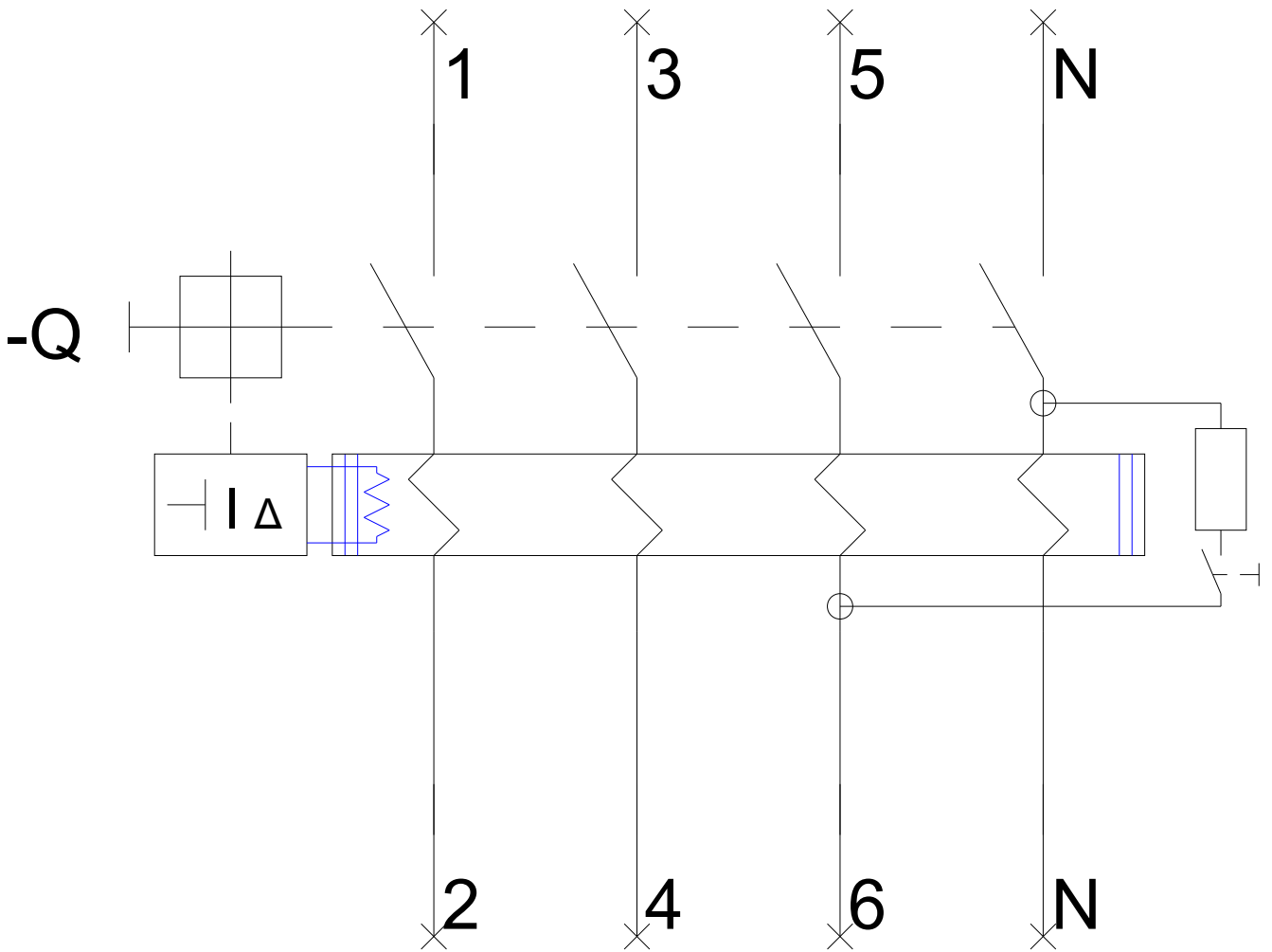
CAX-Online-Generator

<http://www.siemens.com/cax>

Tender specifications

<http://www.siemens.com/specifications>





-CB



