

Circuit breaker Universal current 440 V DC 400 V AC 10kA, 2-pole, C, 6A



Model	
Product brand name	SENTRON
Product designation	Miniature circuit breaker
General technical data	
Number of poles	2
Number of poles / Note	2P
Tripping characteristic class	C
circuit-breaker / Design	5SY5
Mechanical service life (switching cycles) / typical	10 000
Overvoltage category	III
Voltage	
Insulation voltage	
<ul style="list-style-type: none"> • at DC / rated value 	250 V
<ul style="list-style-type: none"> • with single-phase operation / at AC / rated value 	440 V
<ul style="list-style-type: none"> • with multi-phase operation / at AC / rated value 	440 V
Supply voltage	
Type of voltage	AC/DC

Current / at AC / rated value	6 A
Supply voltage	
• at AC / rated value	400 V
• at DC / rated value	440 V
Operating voltage	
• at DC / rated value / maximum	500 V
Supply voltage frequency	
• rated value	50/60 Hz

Protection class

Protection class IP	IP20, with connected conductors
---------------------	---------------------------------

Switching capacity

Switching capacity current	
• at DC / acc. to IEC 60947-2 / rated value	15 kA
• acc. to EN 60898 / rated value	10 kA
Energy limiting class	3

Dissipation

Power loss [W] / for rated value of the current / at AC / in hot operating state / per pole	1.6 W
Suitability for operation	universal current

Product details

Product function / neutral conductor switching	No
Product feature / Touch protection	Yes
Product component	
• combined terminal top	Yes
• combined terminal bottom	Yes
Product feature	
• Properties for main switches in accordance with EN 60204-1	Yes
• halogen-free	Yes
• sealable	Yes
• silicon-free	Yes
Product extension / can be installed / supplementary devices	Yes

Short circuit

Breaking capacity short-circuit current (I _{cn})	
• at DC / acc. to EN 60898-2	10 kA

Connections





• Connectable conductor cross-section	
— solid	0.75 ... 35 mm ²
— stranded	0.75 ... 35 mm ²

• Connectable conductor cross-section / finely stranded / with core end processing	0.75 ... 25 mm ²
AWG number / as coded connectable conductor cross section	18 ... 4
Tightening torque [lbf·in] / with screw-type terminals	22 ... 31 lbf·in
Tightening torque / with screw-type terminals	2.5 ... 3.5 N·m
Position / of power supply cord	AC as required, observe DC polarity

Mechanical Design	
Height	90 mm
Width	36 mm
Depth	76 mm
Installation depth	70 mm
Number of width units	2
Mounting type	Quick assembly system
Mounting position	any
Net weight	300 g

Environmental conditions	
Influence of the surrounding temperature	max. 95% to 55°C, max. 55% to 70°C, max. 35% to 75°C
Ambient temperature	-40 ... +70 °C
• during storage	-40 ... +75 °C

Certificates	
Reference code	
• acc. to DIN EN 61346-2	F
• acc. to DIN EN 81346-2	F

General Product Approval	Declaration of Conformity	Test Certificates
 CCC  UR  VDE	Miscellaneous  EG-Konf.	Miscellaneous

Railway
Confirmation Vibration and Shock

Further information
Information- and Downloadcenter (Catalogs, Brochures,...) http://www.siemens.com/lowvoltage/catalogs
Industry Mall (Online ordering system) https://mall.industry.siemens.com/mall/en/en/Catalog/product?mlfb=5SY5206-7

Service&Support (Manuals, Certificates, Characteristics, FAQs,...)

<https://support.industry.siemens.com/cs/ww/en/ps/5SY5206-7>

Image database (product images, 2D dimension drawings, 3D models, device circuit diagrams, ...)

http://www.automation.siemens.com/bilddb/cax_en.aspx?mlfb=5SY5206-7

CAx-Online-Generator

<http://www.siemens.com/cax>

Tender specifications

<http://www.siemens.com/specifications>

