SIEMENS

Data sheet 5SV3446-6LA01

Residual current operated circuit breaker, 4-pole, Type A, short-time delayed, In: 63 A, 100 mA, Un AC: 400 V, with thermal overload protection

Model	
Product brand name	SENTRON
Product designation	RCCB
Design of the product	Short-time delayed
Product variations	With thermal overload protection

General technical data	
Number of poles	4
Size of installation devices / acc. to DIN 43880	1
Protection against electrical shock	Finger and back-of-hand safe
Short-circuit current rating	10 kA
circuit-breaker / Design	5SV3
Mechanical service life (switching cycles) / typical	10 000
Switching function / short-term delayed	Yes
Overvoltage category	III

Supply voltage	
Current / at AC / rated value	63 A
• Supply voltage / at AC / rated value	230/400 V

Subject to change without notice
© Copyright Siemens

• Supply voltage / for testing equipment / minimum	100 V
• rated value	50 Hz

Protection class	
Protection class IP	IP20, if the distribution board is installed, with connected conductors

Switching capacity	
Switching capacity current / according to IEC 61008-1 / rated value	0.8 kA

Dissipation	
Power loss [W] / for rated value of the current / at AC / in hot operating state / per pole	3.9 W

Current	
Tripping residual current / rated value	100 mA
Tripping residual / rated value / derated current	
• at 40 Cel	63 A
• at 45 Cel	63 A
• at 50 Cel	63 A
• at 55 Cel	63 A
• at 60 Cel	63 A
• at 65 Cel	57.35 A
• at 70 Cel	48.84 A
Type of fault current	A
I2t-value / permissible	110 000 $A^2 \cdot s$
Surge current resistance / rated value	3 kA
Operating frequency	50/60Hz

Product details	
Product feature / silicon-free	Yes
Product extension / can be installed / supplementary devices	Yes

Connections	
Connectable conductor cross-section	
• solid	0.75 ... 35 mm^2
• stranded	0.75 ... 35 mm^2
Tightening torque / with screw-type terminals	2.5 ... 3 N·m
Position / of power supply cord	top or bottom

Mechanical Design	
Height	90 mm
Width	72 mm
Depth	70 mm

Subject to change without notice
© Copyright Siemens

Installation depth	70 mm
Number of width units	4
Mounting type	DIN rail (REG)
Mounting position	any

Environmental conditions

Ambient temperature	-25 ... +45 °C
• during storage	-40 ... +75 °C

Certificates

Reference code	
• acc. to DIN EN 61346-2	F
• acc. to DIN EN 81346-2	F

General Product Approval			Declaration of Conformity	other	Railway
ÖVE	VDE	Miscellaneous	EG-Konf.	Miscellaneous	Vibration and Shock

Railway

Confirmation

Further information

Information- and Downloadcenter (Catalogs, Brochures,…)
http://www.siemens.com/lowvoltage/catalogs

Industry Mall (Online ordering system)
https://mall.industry.siemens.com/mall/en/en/Catalog/product?mlfb=5SV3446-6LA01

Service&Support (Manuals, Certificates, Characteristics, FAQs,...)
https://support.industry.siemens.com/cs/ww/en/ps/5SV3446-6LA01

Image database (product images, 2D dimension drawings, 3D models, device circuit diagrams, ...)
http://www.automation.siemens.com/bilddb/cax_en.aspx?mlfb=5SV3446-6LA01

CAx-Online-Generator
http://www.siemens.com/cax

Tender specifications
http://www.siemens.com/specifications

Subject to change without notice
© Copyright Siemens

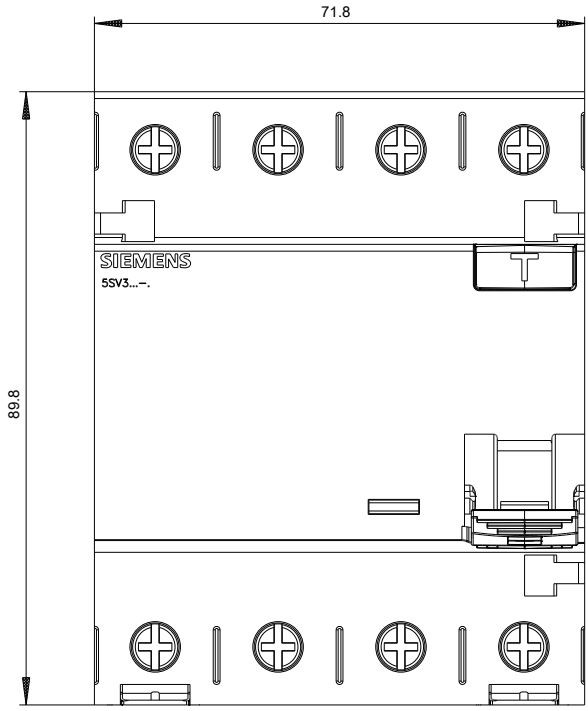

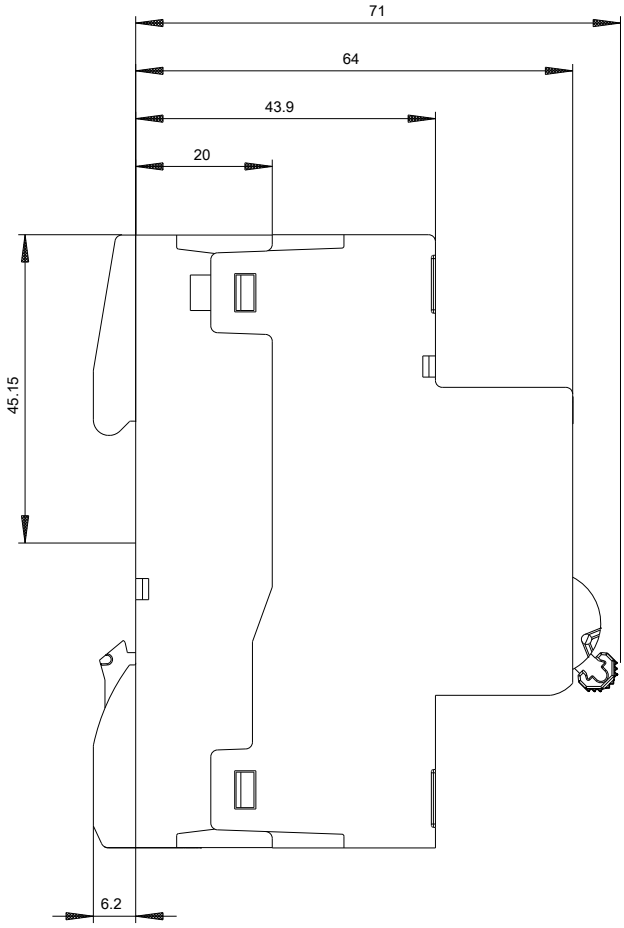

Subject to change without notice
© Copyright Siemens

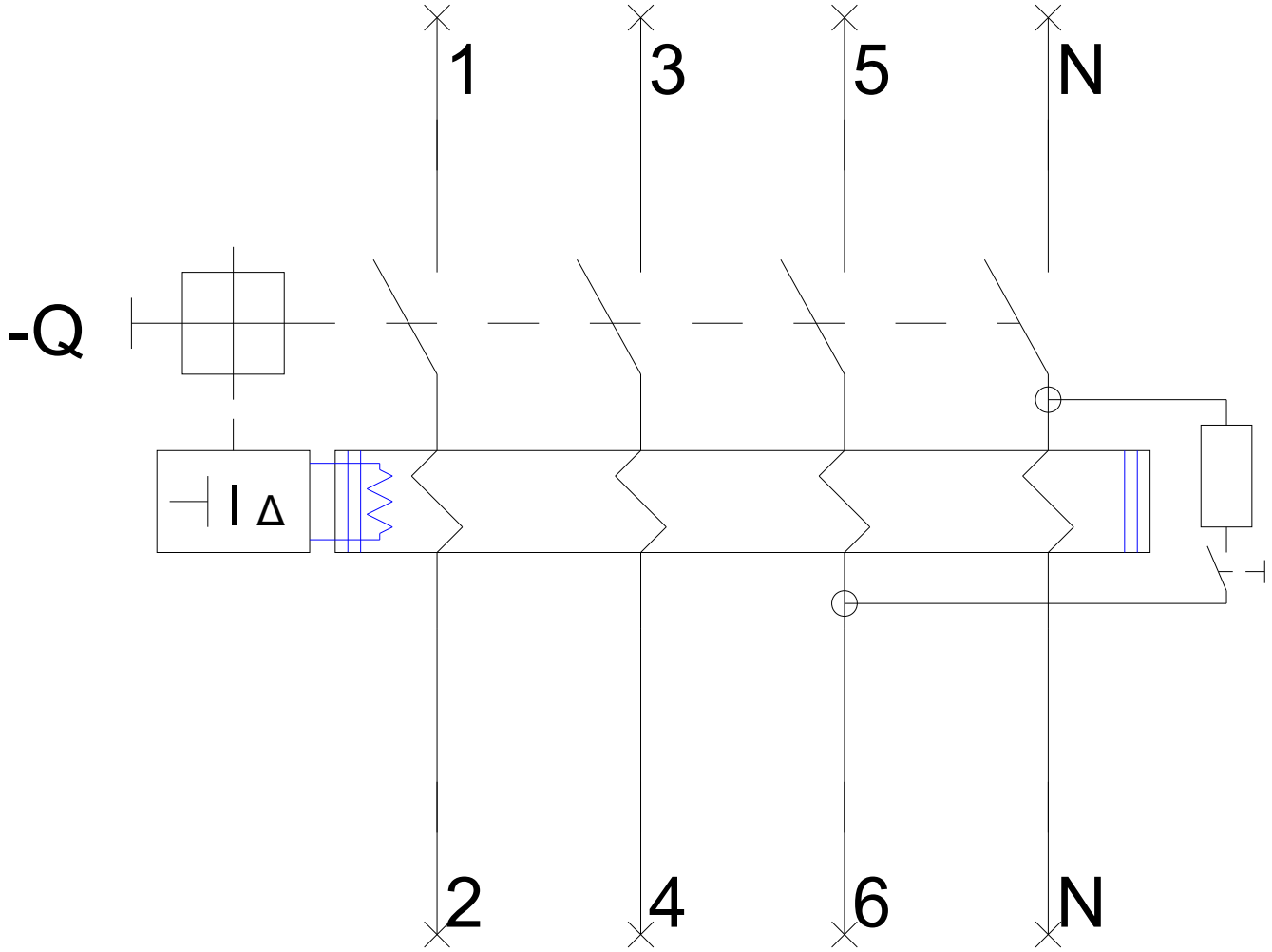

Subject to change without notice
© Copyright Siemens

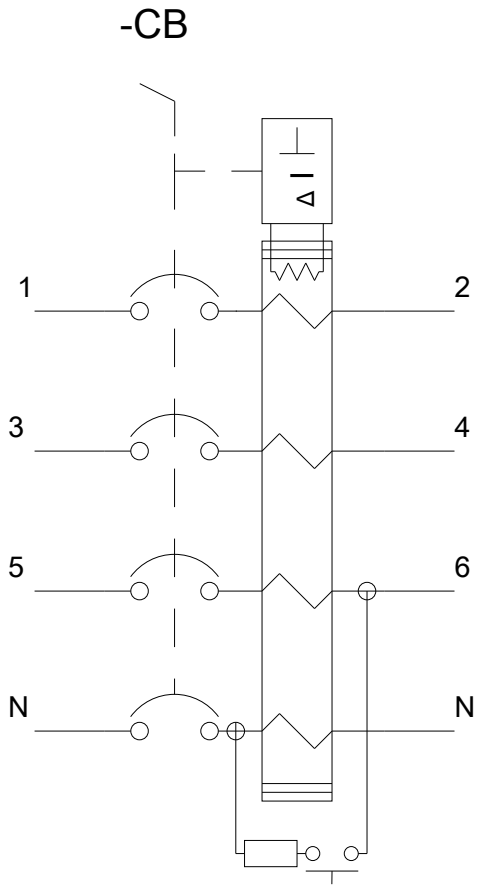

Subject to change without notice
© Copyright Siemens

Subject to change without notice
© Copyright Siemens

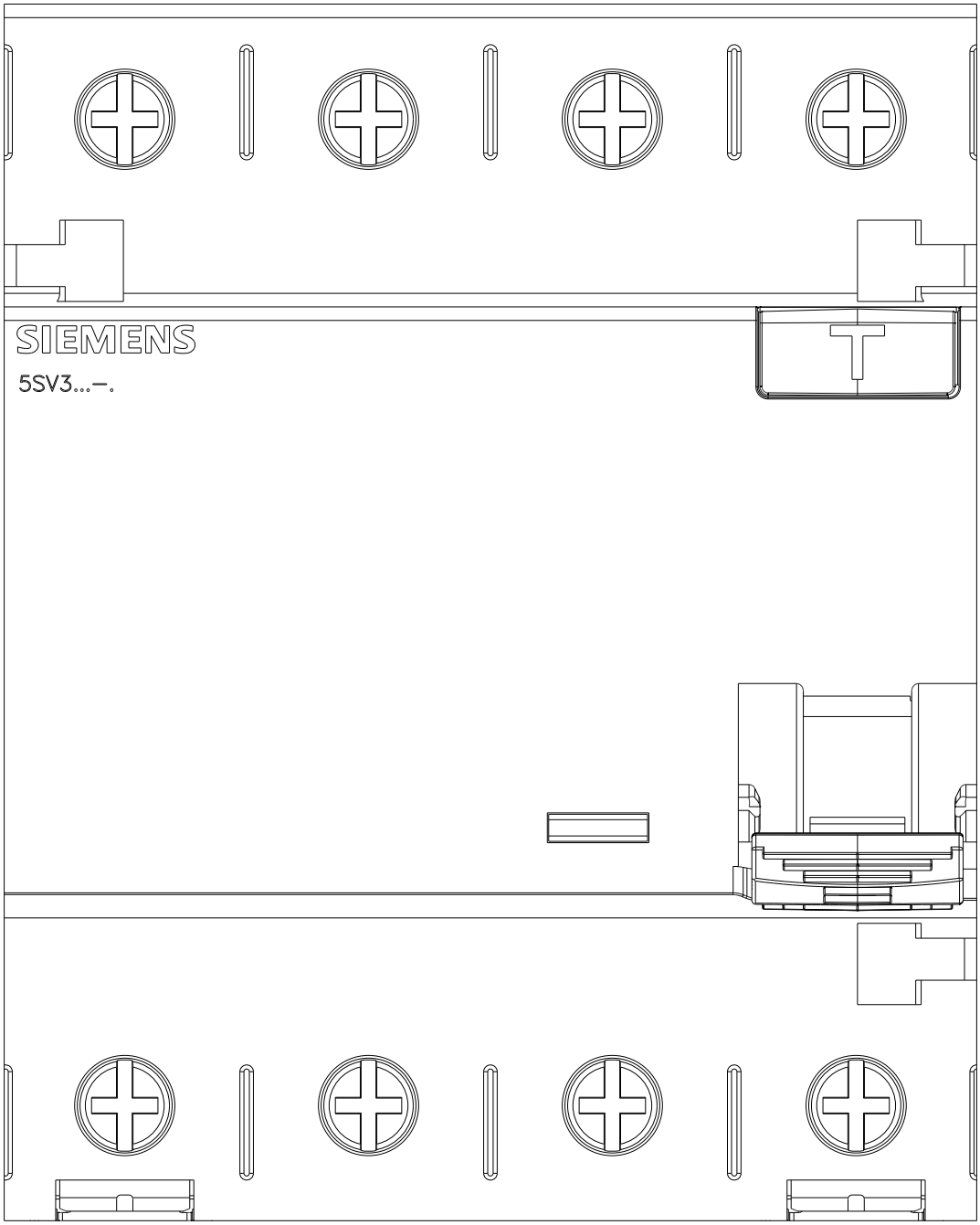

Subject to change without notice
© Copyright Siemens