

Residual current operated circuit breaker, 4-pole, Type A, selective,  
In: 63 A, 100 mA, Un AC: 400 V, with thermal overload protection



Model	
Product brand name	SENTRON
Product designation	RCCB
Design of the product	Selective
Product variations	With thermal overload protection
General technical data	
Number of poles	4
Size of installation devices / acc. to DIN 43880	1
Protection against electrical shock	Finger and back-of-hand safe
Short-circuit current rating	10 kA
circuit-breaker / Design	5SV3
Mechanical service life (switching cycles) / typical	10 000
Switching function / short-term delayed	No
Overvoltage category	III
Supply voltage	
Current / at AC / rated value	63 A
<ul style="list-style-type: none"> <li>Supply voltage / at AC / rated value</li> </ul>	230/400 V

• Supply voltage / for testing equipment / minimum	100 V
• rated value	50 Hz

### Protection class

Protection class IP	IP20, if the distribution board is installed, with connected conductors
---------------------	---

### Switching capacity

Switching capacity current / according to IEC 61008-1 / rated value	0.8 kA
---	--------

### Dissipation

Power loss [W] / for rated value of the current / at AC / in hot operating state / per pole	3.9 W
---	-------

### Current

Tripping residual current / rated value	100 mA
---	--------

Tripping residual / rated value / derated current	
• at 40 Cel	63 A
• at 45 Cel	63 A
• at 50 Cel	63 A
• at 55 Cel	63 A
• at 60 Cel	63 A
• at 65 Cel	57.35 A
• at 70 Cel	48.84 A

Type of fault current	A
I <sup>2</sup> t-value / permissible	110 000 A <sup>2</sup> ·s
Surge current resistance / rated value	5 kA
Operating frequency	50/60Hz

### Product details

Product feature / silicon-free	Yes
Product extension / can be installed / supplementary devices	Yes

### Connections

Connectable conductor cross-section	
• solid	0.75 ... 35 mm <sup>2</sup>
• stranded	0.75 ... 35 mm <sup>2</sup>
Tightening torque / with screw-type terminals	2.5 ... 3 N·m
Position / of power supply cord	top or bottom

### Mechanical Design

Height	90 mm
Width	72 mm
Depth	70 mm




Installation depth	70 mm
Number of width units	4
Mounting type	DIN rail (REG)
Mounting position	any
Net weight	350 g

#### Environmental conditions

Ambient temperature	-25 ... +45 °C
• during storage	-40 ... +75 °C

#### Certificates

Reference code	
• acc. to DIN EN 61346-2	F
• acc. to DIN EN 81346-2	F

General Product Approval	Declaration of Conformity	other	Railway
 ÖVE	 VDE	<a href="#">Miscellaneous</a>  EG-Konf.	<a href="#">Miscellaneous</a> <a href="#">Vibration and Shock</a>

#### Railway

[Confirmation](#)

#### Further information

**Information- and Downloadcenter (Catalogs, Brochures,...)**

<http://www.siemens.com/lowvoltage/catalogs>

**Industry Mall (Online ordering system)**

<https://mall.industry.siemens.com/mall/en/en/Catalog/product?mlfb=5SV3446-8LA>

**Service&Support (Manuals, Certificates, Characteristics, FAQs,...)**

<https://support.industry.siemens.com/cs/ww/en/ps/5SV3446-8LA>

**Image database (product images, 2D dimension drawings, 3D models, device circuit diagrams, ...)**

[http://www.automation.siemens.com/bilddb/cax\\_en.aspx?mlfb=5SV3446-8LA](http://www.automation.siemens.com/bilddb/cax_en.aspx?mlfb=5SV3446-8LA)

**CAX-Online-Generator**

<http://www.siemens.com/cax>

**Tender specifications**

<http://www.siemens.com/specifications>





-CB





