

Residual current operated circuit breaker, 2-pole, Type AC, In: 25 A, 30 mA, Un AC: 230 V, N left



Model	
Product brand name	SENTRON
Product designation	RCCB
Design of the product	Instantaneous
Product variations	N left
General technical data	
Number of poles	2
Size of installation devices / acc. to DIN 43880	1
Protection against electrical shock	Finger and back-of-hand safe
Short-circuit current rating	10 kA
circuit-breaker / Design	5SV4
Mechanical service life (switching cycles) / typical	10 000
Switching function / short-term delayed	No
Overvoltage category	III
Supply voltage	
Current / at AC / rated value	25 A
• Supply voltage / at AC / rated value	230 V

• Supply voltage / for testing equipment / minimum	195 V
• rated value	50 Hz

Protection class

Protection class IP	IP20, if the distribution board is installed, with connected conductors
---------------------	---

Switching capacity

Switching capacity current / according to IEC 61008-1 / rated value	0.5 kA
---	--------

Dissipation

Power loss [W] / for rated value of the current / at AC / in hot operating state / per pole	1 W
---	-----

Current

Tripping residual current / rated value	30 mA
---	-------

Tripping residual / rated value / derated current	
• at 40 Cel	25 A
• at 45 Cel	25 A
• at 50 Cel	25 A
• at 55 Cel	25 A
• at 60 Cel	25 A
• at 65 Cel	23.3 A
• at 70 Cel	17.62 A

Type of fault current	AC
-----------------------	----

I ² t-value / permissible	58 000 A ² ·s
--------------------------------------	--------------------------

Product details

Product feature / silicon-free	Yes
--------------------------------	-----

Product extension / can be installed / supplementary devices	Yes
--	-----

Connections

Connectable conductor cross-section	
• solid	0.75 ... 35 mm ²
• stranded	0.75 ... 35 mm ²

Tightening torque / with screw-type terminals	2.5 ... 3 N·m
---	---------------

Position / of power supply cord	top or bottom
---------------------------------	---------------

Mechanical Design

Height	90 mm
--------	-------

Width	36 mm
-------	-------

Depth	70 mm
-------	-------

Installation depth	70 mm
--------------------	-------

Number of width units	2
-----------------------	---

Mounting type	DIN rail (REG)
Mounting position	any

Environmental conditions

Ambient temperature	-25 ... +45 °C
• during storage	-40 ... +75 °C

Certificates

Reference code	
• acc. to DIN EN 61346-2	F
• acc. to DIN EN 81346-2	F

General Product Approval	Declaration of Conformity	other	Railway
--------------------------	---------------------------	-------	---------



CCC

[Miscellaneous](#)



EG-Konf.

[Miscellaneous](#)

[Vibration and Shock](#)

[Confirmation](#)

Further information

Information- and Downloadcenter (Catalogs, Brochures,...)

<http://www.siemens.com/lowvoltage/catalogs>

Industry Mall (Online ordering system)

<https://mall.industry.siemens.com/mall/en/en/Catalog/product?mlfb=5SV4312-0KL>

Service&Support (Manuals, Certificates, Characteristics, FAQs,...)

<https://support.industry.siemens.com/cs/ww/en/ps/5SV4312-0KL>

Image database (product images, 2D dimension drawings, 3D models, device circuit diagrams, ...)

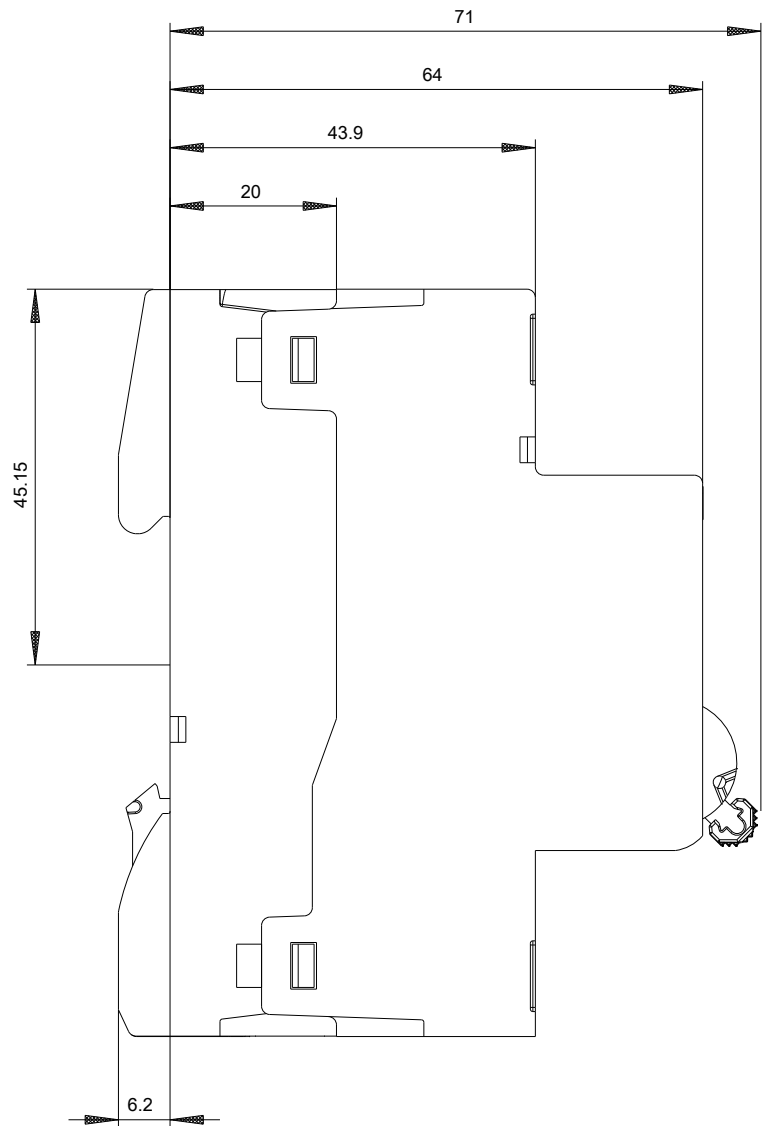
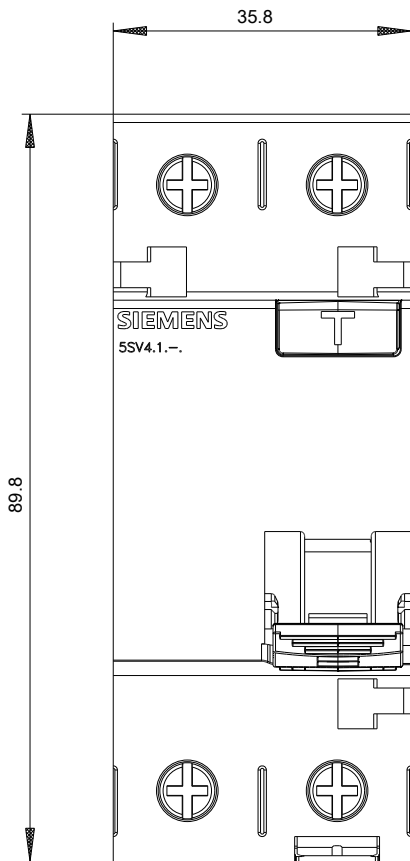
http://www.automation.siemens.com/bilddb/cax_en.aspx?mlfb=5SV4312-0KL

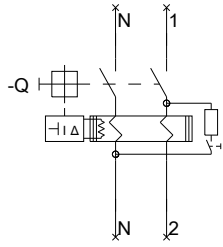
CAX-Online-Generator

<http://www.siemens.com/cax>

Tender specifications

<http://www.siemens.com/specifications>





Siemens

5SV(3,4)x1x-x

Format / Size: Hybrid quer

-CB



