

Residual current operated circuit breaker, 4-pole, Type AC, In: 63 A, 30 mA, Un AC: 400 V, N left



Model	
Product brand name	SENTRON
Product designation	RCCB
Design of the product	Instantaneous
Product variations	N left
General technical data	
Number of poles	4
Size of installation devices / acc. to DIN 43880	1
Protection against electrical shock	Finger and back-of-hand safe
Short-circuit current rating	10 kA
circuit-breaker / Design	5SV4
Mechanical service life (switching cycles) / typical	10 000
Switching function / short-term delayed	No
Overvoltage category	III
Supply voltage	
Current / at AC / rated value	63 A
• Supply voltage / at AC / rated value	400 V

• Supply voltage / for testing equipment / minimum	195 V
• rated value	50 Hz

### Protection class

Protection class IP	IP20, if the distribution board is installed, with connected conductors
---------------------	---

### Switching capacity

Switching capacity current / according to IEC 61008-1 / rated value	0.8 kA
---	--------

### Dissipation

Power loss [W] / for rated value of the current / at AC / in hot operating state / per pole	3.9 W
---	-------

### Current

Tripping residual current / rated value	30 mA
---	-------

Tripping residual / rated value / derated current	
• at 40 Cel	63 A
• at 45 Cel	63 A
• at 50 Cel	63 A
• at 55 Cel	63 A
• at 60 Cel	63 A
• at 65 Cel	57.35 A
• at 70 Cel	48.84 A

Type of fault current	AC
-----------------------	----

I <sup>2</sup> t-value / permissible	110 000 A <sup>2</sup> ·s
--------------------------------------	---------------------------

### Product details

Product feature / silicon-free	Yes
--------------------------------	-----

Product extension / can be installed / supplementary devices	Yes
--	-----

### Connections

Connectable conductor cross-section	
• solid	0.75 ... 35 mm <sup>2</sup>
• stranded	0.75 ... 35 mm <sup>2</sup>

Tightening torque / with screw-type terminals	2.5 ... 3 N·m
---	---------------

Position / of power supply cord	top or bottom
---------------------------------	---------------

### Mechanical Design

Height	90 mm
--------	-------

Width	72 mm
-------	-------

Depth	70 mm
-------	-------

Installation depth	70 mm
--------------------	-------

Number of width units	4
-----------------------	---

Mounting type	DIN rail (REG)
Mounting position	any

### Environmental conditions

Ambient temperature	-25 ... +45 °C
• during storage	-40 ... +75 °C

### Certificates

Reference code	
• acc. to DIN EN 61346-2	F
• acc. to DIN EN 81346-2	F

<b>General Product Approval</b>	<b>Declaration of Conformity</b>	<b>other</b>	<b>Railway</b>
---------------------------------	----------------------------------	--------------	----------------



[Miscellaneous](#)



[Miscellaneous](#)

[Vibration and Shock](#)

[Confirmation](#)

### Further information

#### Information- and Downloadcenter (Catalogs, Brochures,...)

<http://www.siemens.com/lowvoltage/catalogs>

#### Industry Mall (Online ordering system)

<https://mall.industry.siemens.com/mall/en/en/Catalog/product?mlfb=5SV4346-0KL>

#### Service&Support (Manuals, Certificates, Characteristics, FAQs,...)

<https://support.industry.siemens.com/cs/ww/en/ps/5SV4346-0KL>

#### Image database (product images, 2D dimension drawings, 3D models, device circuit diagrams, ...)

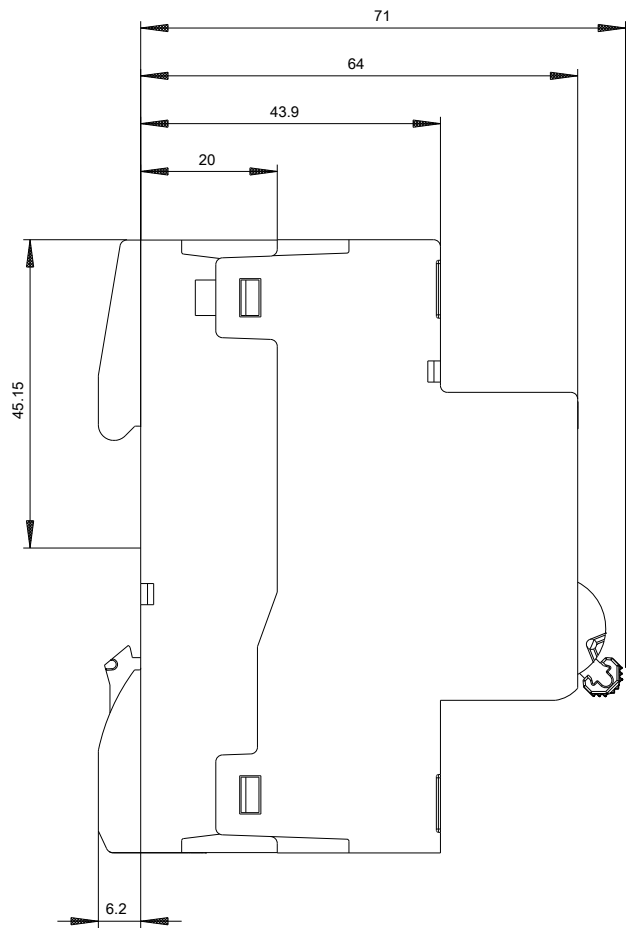
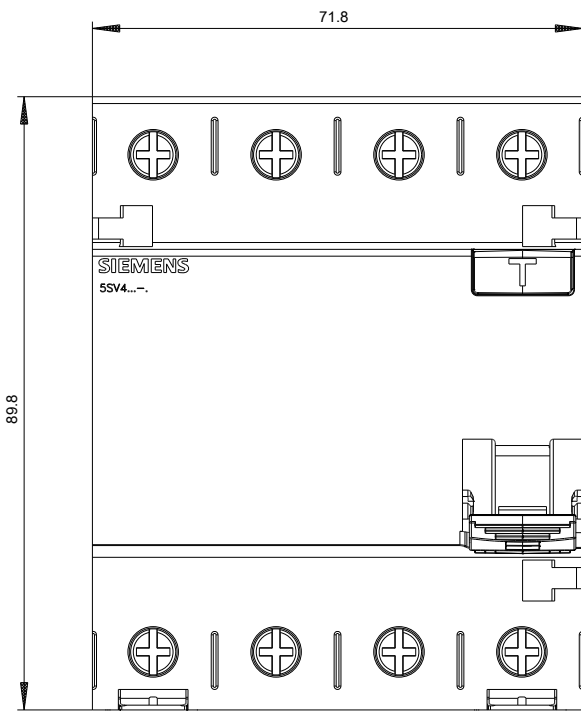
[http://www.automation.siemens.com/bilddb/cax\\_en.aspx?mlfb=5SV4346-0KL](http://www.automation.siemens.com/bilddb/cax_en.aspx?mlfb=5SV4346-0KL)

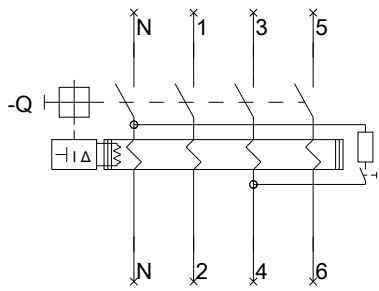
#### CAX-Online-Generator

<http://www.siemens.com/cax>

#### Tender specifications

<http://www.siemens.com/specifications>





Siemens

5SV(3,4)

Format / Size: Hyt

-CB

