

Residual current operated circuit breaker, 4-pole, Type AC, In: 80 A, 500 mA, Un AC: 400 V



Model	
Product brand name	SENTRON
Product designation	RCCB
Design of the product	Instantaneous
General technical data	
Number of poles	4
Size of installation devices / acc. to DIN 43880	1
Protection against electrical shock	Finger and back-of-hand safe
Short-circuit current rating	10 kA
circuit-breaker / Design	5SV4
Mechanical service life (switching cycles) / typical	10 000
Switching function / short-term delayed	No
Overvoltage category	III
Supply voltage	
Current / at AC / rated value	80 A
<ul style="list-style-type: none"> • Supply voltage / at AC / rated value • Supply voltage / for testing equipment / minimum 	230/400 V 100 V

- rated value

50 Hz

Protection class

Protection class IP	IP20, if the distribution board is installed, with connected conductors
---------------------	---

Switching capacity

Switching capacity current / according to IEC 61008-1 / rated value	0.8 kA
---	--------

Dissipation

Power loss [W] / for rated value of the current / at AC / in hot operating state / per pole	4.1 W
---	-------

Current

Tripping residual current / rated value	500 mA
Tripping residual / rated value / derated current	
<ul style="list-style-type: none"> • at 40 Cel • at 45 Cel • at 50 Cel • at 55 Cel • at 60 Cel • at 65 Cel • at 70 Cel 	80 A 77.57 A 74.59 A 70.22 A 64.47 A 57.35 A 48.84 A
Type of fault current	AC
I ² t-value / permissible	110 000 A ² ·s

Product details

Product feature / silicon-free	Yes
Product extension / can be installed / supplementary devices	Yes

Connections

Connectable conductor cross-section	
<ul style="list-style-type: none"> • solid • stranded 	0.75 ... 35 mm ² 0.75 ... 35 mm ²
Tightening torque / with screw-type terminals	2.5 ... 3 N·m
Position / of power supply cord	top or bottom

Mechanical Design

Height	90 mm
Width	72 mm
Depth	70 mm
Installation depth	70 mm
Number of width units	4
Mounting type	DIN rail (REG)
Mounting position	any

Net weight	356 g
------------	-------

Environmental conditions

Ambient temperature	-25 ... +45 °C
• during storage	-40 ... +75 °C

Certificates

Reference code	F
• acc. to DIN EN 61346-2	F
• acc. to DIN EN 81346-2	F

General Product Approval	Declaration of Conformity	other	Railway
--------------------------	---------------------------	-------	---------



CCC



IMQ

[Miscellaneous](#)



EG-Konf.

[Miscellaneous](#)

[Vibration and Shock](#)

Railway

[Confirmation](#)

Further information

Information- and Downloadcenter (Catalogs, Brochures,...)

<http://www.siemens.com/lowvoltage/catalogs>

Industry Mall (Online ordering system)

<https://mall.industry.siemens.com/mall/en/en/Catalog/product?mlfb=5SV4747-0>

Service&Support (Manuals, Certificates, Characteristics, FAQs,...)

<https://support.industry.siemens.com/cs/ww/en/ps/5SV4747-0>

Image database (product images, 2D dimension drawings, 3D models, device circuit diagrams, ...)

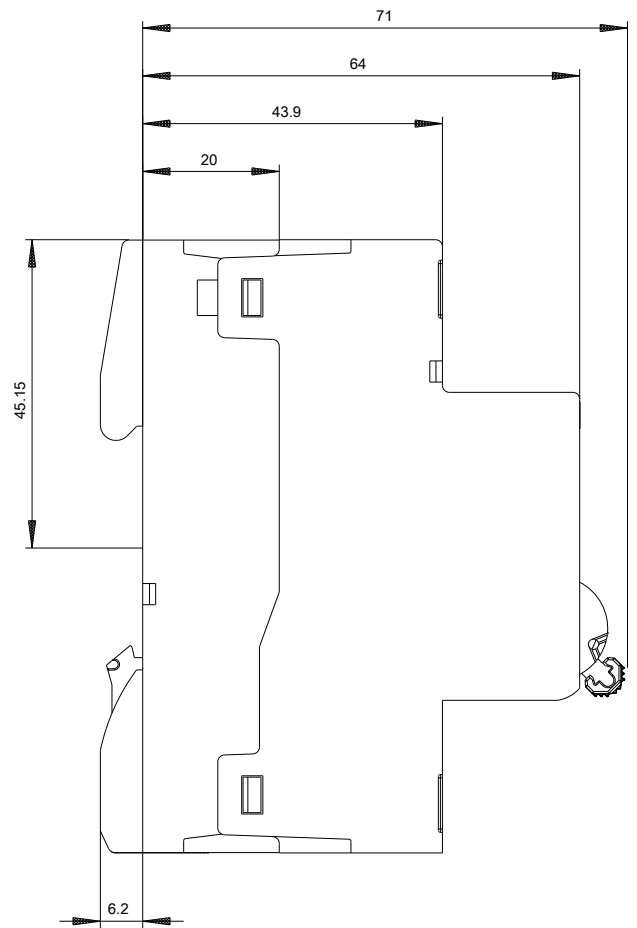
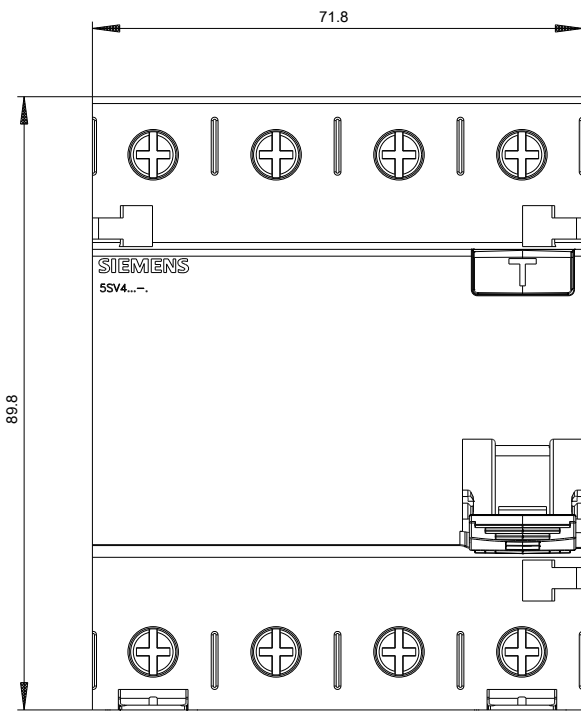
http://www.automation.siemens.com/bilddb/cax_en.aspx?mlfb=5SV4747-0

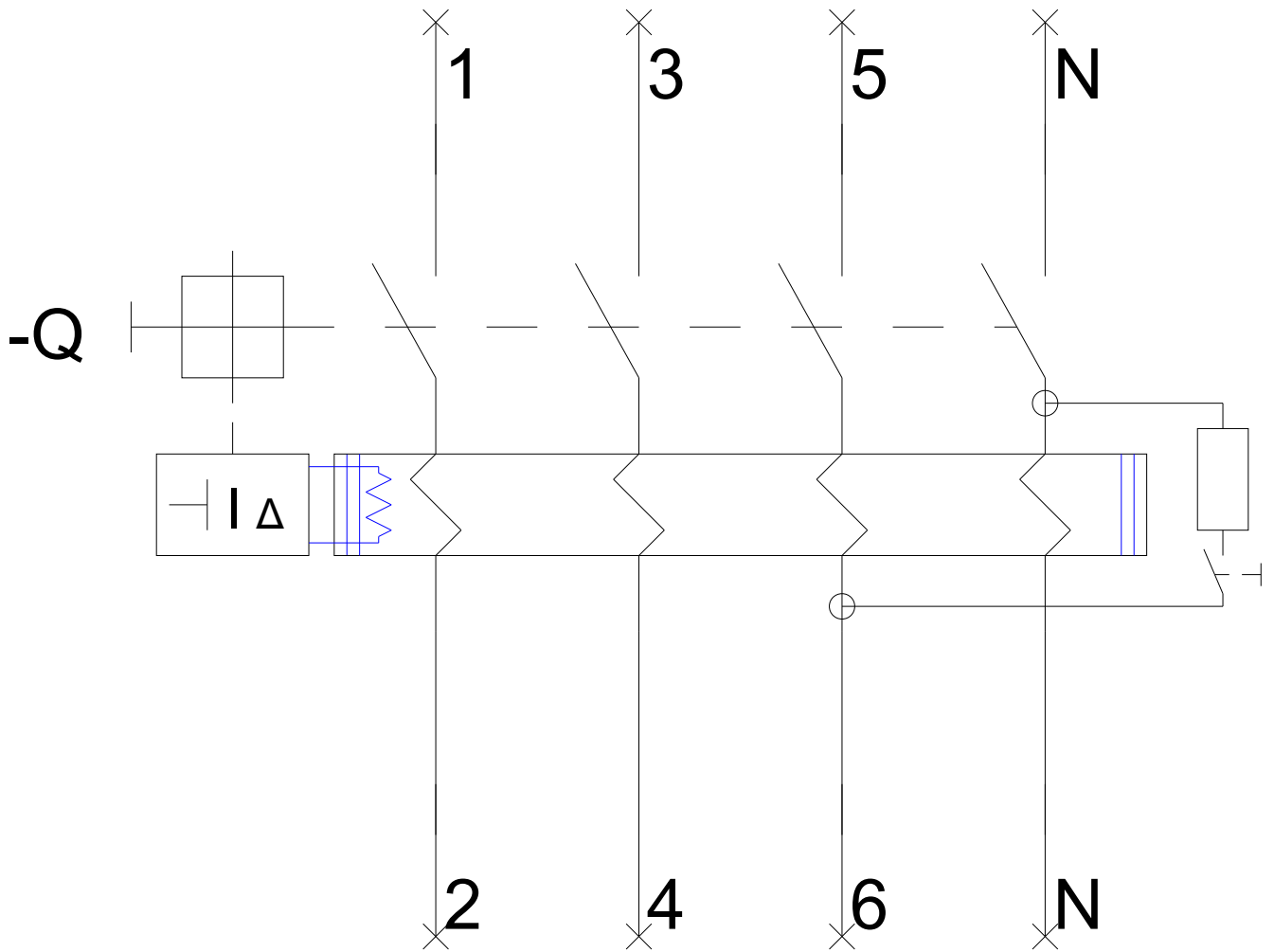
CAX-Online-Generator

<http://www.siemens.com/cax>

Tender specifications

<http://www.siemens.com/specifications>





-CB

