

Constant Voltage LED Power Supply



Product description:

This type of power supply is an exclusively designed stabilized power supply for LED lamp. With constant voltage (CV) technology, it is suitable for constant voltage lamps (24VDC) connected in parallels.

The built-in protection circuit will shut down the power supply in case of such faults as: short circuit, over load or over temperature. The power supply will restart automatically after fault correction.



Standards:

EN61347-1
EN61347-2-13
EN61547
EN55015
EN61000-3-2
EN61000-3-3
EN62384
EN62493

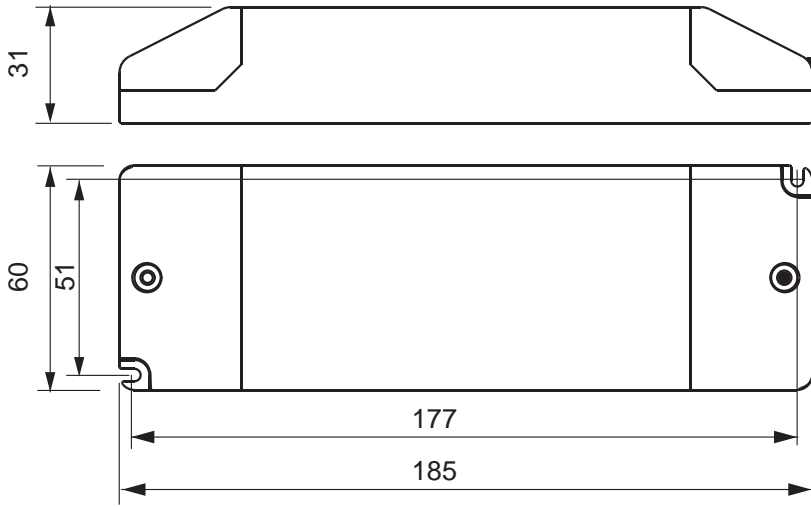
Characteristics:

- Independent power supply for constant voltage LED lamp
- Terminal block input, terminal block and 5.5mm DC power jack output
- Class II protection against electric shock from direct and indirect contact
- SELV output
- Open circuit, short circuit, over load and over temperature protection
- Auto restart after fault conditions removal
- No load power consumption $\leq 0.6W$
- Efficiency: 87.7% (AC230V, full load)


Specifications:

Model	SLT75-24VL-E	
Output	turn on time(S)	≤0.5
	output power(W)	75
	output votage(V)	24
	output voltage tolerance ¹	+/-5%
	ripple voltage(mV)	800(Vp-p)
	working current range(A)	0-3.1
	dimming interface	No
	dimming range	n/a
Input	rated supply voltage(Vac)	220-240
	voltage range(Vac)	198-264
	line frequency(Hz)	50/60
	input current(mA)	390
	efficiency ²	87.7%
	average efficiency ³	85.3%
	no load power consumption(W)	≤0.6
	power factor ²	0.95
Protection	inrush current(Ipk)	35A/250us
	over voltage protection	YES
	short circuit protection	YES
	over temperature protection	YES
	automatic restart	YES
	over load protection	YES
Ambient and Life	surge capacity	L-N: 2kV
	Ta(°C)	-20...50
	Tc max.(°C)	85
	Storage Temperature(°C)	-30...80
	ambient humidity range	5%...85%, Not condensing
Other	nominal life-time(hrs)	50'000@Tc=75 C
	weight(g)	310
	dimensions (L×W×H)(mm)	185×60×31
	casing material	Plastic
	housing colour	Grey+Blue
	type of protection	IP20
Note	protection class	ClassII
	<p>1. Tolerance:includes set up tolerance, line regulation and load regulation. 2. Tested at full load,230Vac.Refer to""Power Factor"" and ""EFFICIENT""curve graphs. 3. Calculate the model's average efficiency for each test voltage by testing at 100%, 75%, 50%, and 25% of rated current and then computing the simple arithmetic erage of these four values. 4. All parameters NOT specially mentioned are measured at nominal voltage input, rated load and 25 of ambient temperature. 5. The power supply is considered as a component that will be operated in combination with final equipment. Since EMC performance will be affected by the complete installation, the final equipment manufacturers must re-qualify EMC Directive on the complete installation again.</p>	

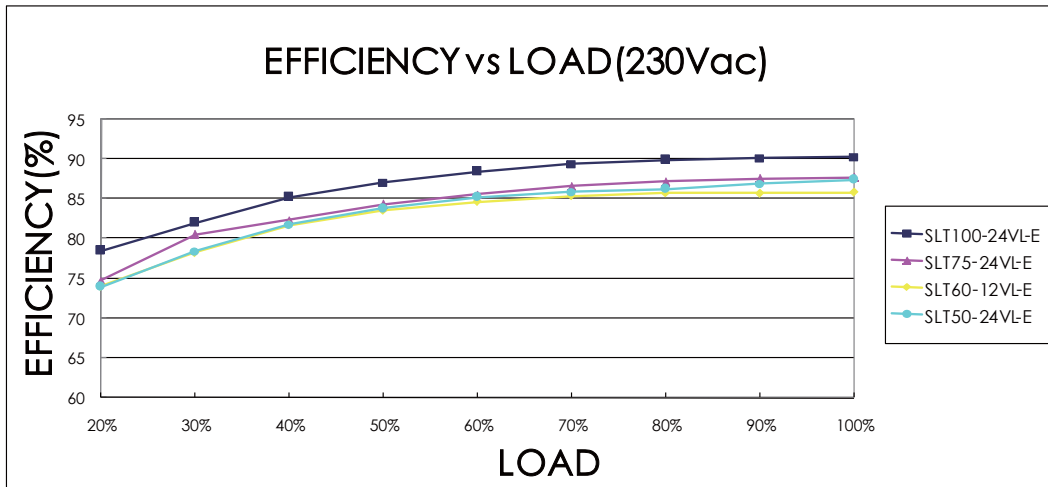
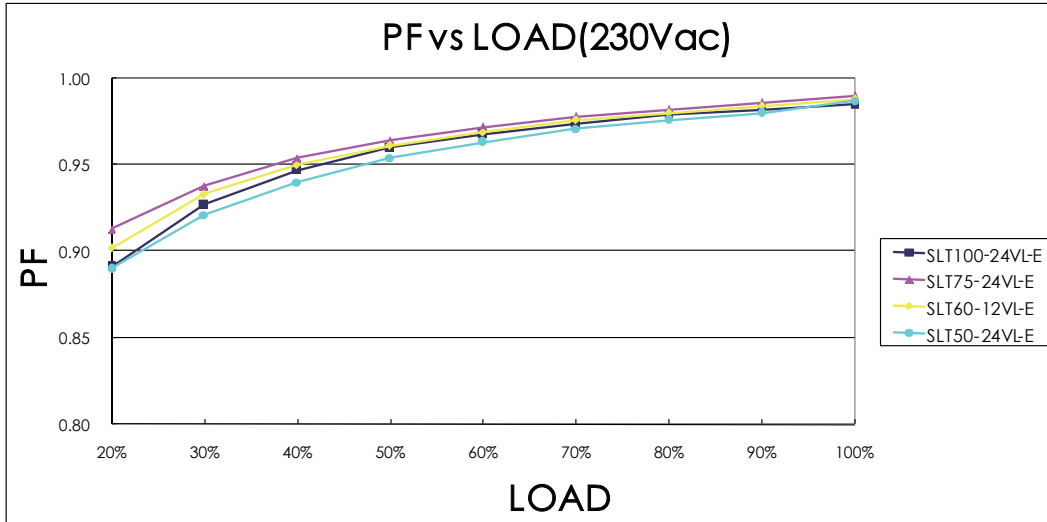
Dimensions(mm):



Wiring diagram:



Electrical curves:



note

For constant current power supply,"LOAD" means the percentage of the maximum rated output voltage.
 For constant voltage power supply,"LOAD" means the percentage of the maximum rated output current.

Sales & Technical Support:

Self Electronics Co.,Ltd.

Add: No. 1345 Ju Xian Road, Ningbo Hi Tech Park, Ningbo, China

Tel: 0086-574-28805765,28805658(For English Assistance)

0086-574-28805678 (For Chinese Assistance)

Fax: 0086-574-28805656

E-mail: sales@self-ecg.com

<http://www.self-ecg.com>

Self Electronics Co.,Ltd.,Shenzhen Office

Add: Room2007,Xinglang Xuan,Xinghe Mingju,Fuming Road,Futian District,Shenzhen

Tel: 0086-755-83558850, 83558851

Fax: 0086-755-83558840

SELF ELECTRONICS GERMANY GMBH

Add:August-Horch-Str. 7,51149 Koeln

Tel: 0049 2203 18501-0

Fax: 0049 2203 18501-199

E-mail: saleseu@self-electronics.com

*Due to continuous improvements and innovations,specifications are subjected to change without notice.