

STABILA

2018

A



1X test

1X Software Version 1.00

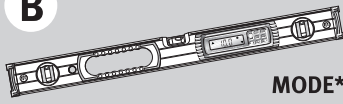
1X 1/8h auto off time

1X = OK

1X = OK

1X off

B*



1X 0,05°

2X 0,1°

3X %

4X mm/m

5X IN/FT

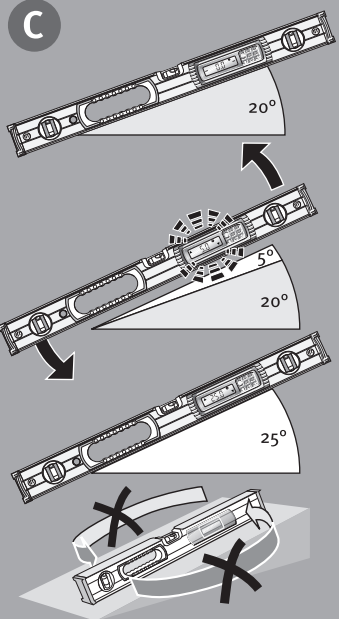
5X IN/FT

D

1X **HOLD**

1X **HOLD**

C



1X REFERENCE 20°

1X 0° (= 20°)

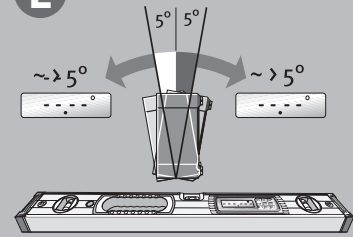
1X +5° (≅ 25°)

1X 20° (+5°)

1X ≥ 3 sec

1X RESET REFERENCE

E



F * Auto off

1X 2h

1X 1h

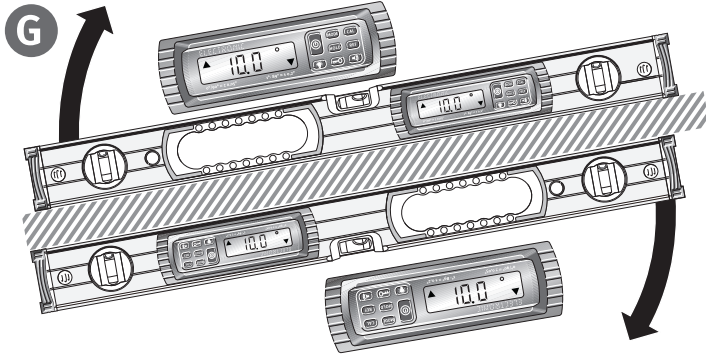
1X 1/8h = 7,5 min

H

$0^{\circ} - 0.05^{\circ} = \text{OK}$

$> 0.05^{\circ} \Rightarrow \text{CAL}$

G



I

1X

1X

J

1X = on = 60 sec

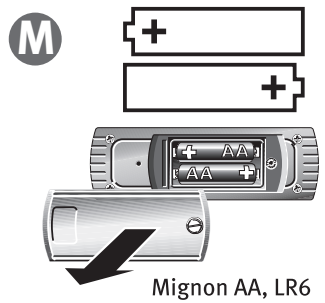
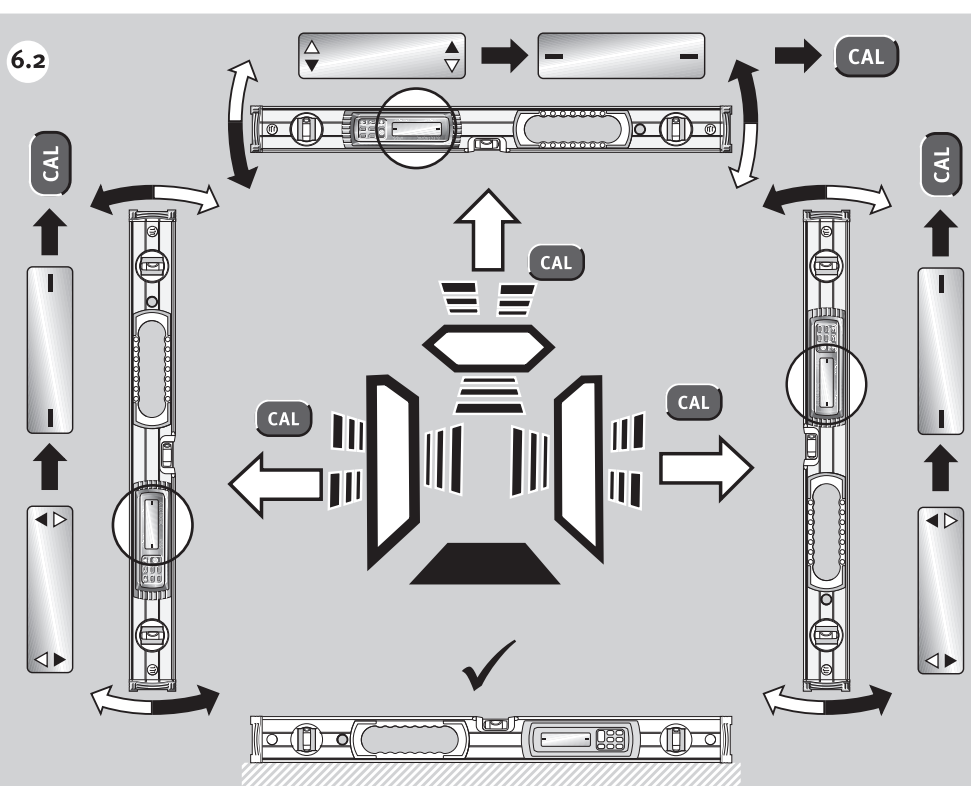
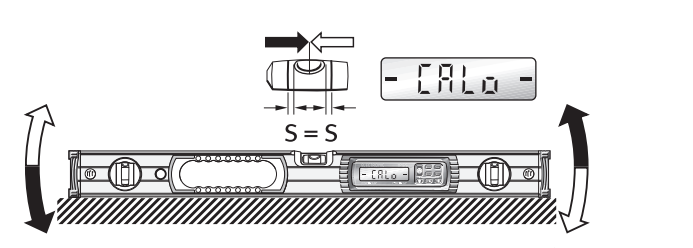
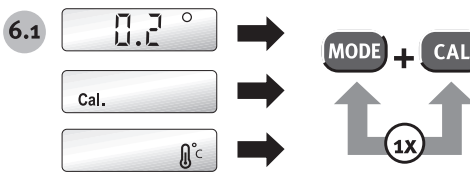
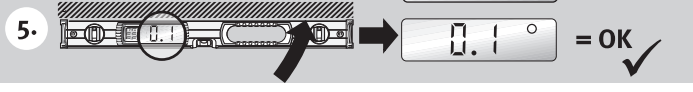
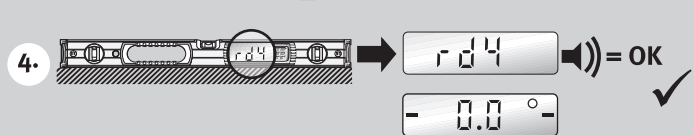
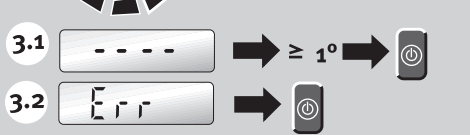
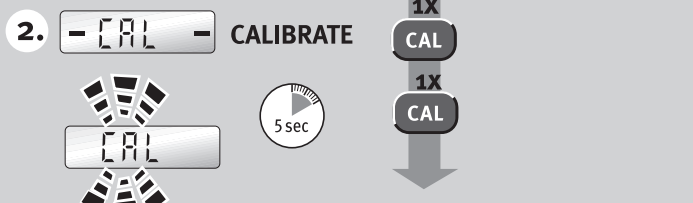
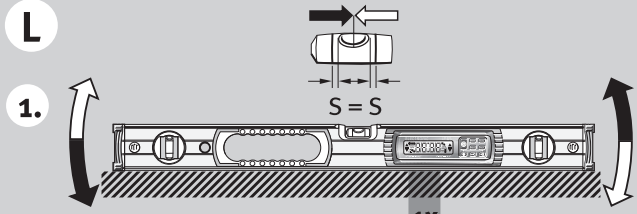
1X = on = ∞

1X off

K

1X

1X



i


STABILA Messgeräte
Gustav Ullrich GmbH

P.O. Box 13 40 / D-76851 Annweiler
Landauer Str. 45 / D-76855 Annweiler
Deutschland / Germany





Tel.: + 49 (0) 63 46 / 309 - 0
Fax: + 49 (0) 63 46 / 309 - 480


e-mail: info@stabila.de
www.stabila.com

- A** ON / OFF
- * **B** Selection of operating mode = selection of measurement unit
- i**^a Display setting 0.1 – 0.05°
- i**^b In IN/FT in partial display mode: maximum accuracy of display = 1/8"
- C** New measurement reference = zero point freely selectable as reference
- D** Measured value memory = holding of current value
- E** Height of tool alert function


-  **MODE**
- REF**
- HOLD**

- * **F** auto off
Setting the switch off time
Factory setting: 1/8 Std = 7,5 Min
Optional + Ref: 2 Std
- G** Automatic inversion of the display during overhead measurement
- H** Accuracy test
- Every time before starting work
- Alignment using the vial
- Recalibration if differences > 0.05°
- I** Visual / audible alignment aid
- J** Illumination


- * **K** ON / OFF acoustic signal
- * **L** **Calibration CAL**
 1. Alignment using the vial
 2. Calibration
 3. Error messages:
 - 3.1  = Angle > 1° from factory setting --> Begin again with 1
 - 3.2  = Vibration during calibration --> Switch the unit on again
 4. End of calibration
 = OK  = OK ✓
 5. Checking the calibration
 - 5.1 Adjustment
 - 5.2 Checking the calibration in the displayed positions

- M** Replacing the batteries
 **Tip:** Remove the batteries if the unit will not be used for a long period !
- * **N** Key Lock
* The setting selected remains in memory after the unit is switched off.
- Care and maintenance**
The unit should be cleaned with a soft cloth.
Do not use solvents or thinners!


Housing: hoseproofed sealings and dustprotected acc. to standard IP65



IP65



IP65



Never immerse the unit in water!

Guarantee terms and conditions

In addition to the statutory rights to which the purchaser is entitled and which are not limited by this guarantee, STABILA guarantees the instrument against defects and the absence of the warranted characteristics resulting from material or manufacturing defects for a period 24 months from the date of purchase. This guarantee is valid worldwide. STABILA has the right to decide at its own discretion whether the defects will be rectified by being repaired or whether the instrument will be replaced. STABILA accepts no further liability. Defects caused by improper handling (e.g. damage caused by the effects of powerful electric currents, operating the instrument with the incorrect voltage / type of current, use of unsuitable power sources) as well as modifications to the instrument undertaken by the purchaser or third parties invalidate the guarantee. No liability is accepted for normal wear and tear and minor defects which do not detract from the function of the instrument. Please send your claims under the guarantee along with the completed guarantee certificate to the guarantor.

Operating instructions

We have endeavoured to explain the unit's handling and functioning in as clear and comprehensible manner as possible. If, however, you still have any unanswered questions, we should be pleased to provide advice over the telephone at any time on the following telephone number:

+49 / 6346 / 309-0

Recycling programme for our EU customers:

In accordance with the WEEE regulations, STABILA provides a disposal programme for electronic products at the end of their service life. For more details, please contact:

+49 / 6346 / 309-0



Technical data:

Measurement accuracy:

Electronic module

0° + 90°:

±0,05°

1°....89°:

±0,2°

Spirit level:

In normal position:

0,5 mm/m = 0,029°

Overhead measurement:

0,5 mm/m = 0,029°

Batteries:

2 x AA, Mignon Alkaline, LR 6
+ accumulator

Operating life:

about 150 hours

Operating temperature range: -10 °C to +50°C (14 °F to 122°F)

Storage temperature range: -20 °C to +65°C (-4°F to 149°F)

Subject to technical modifications.



**Guarantee form for STABILA
196-2 electronic**

Customer:

Address:

Purchase date:

Dealer (stamp, signature):