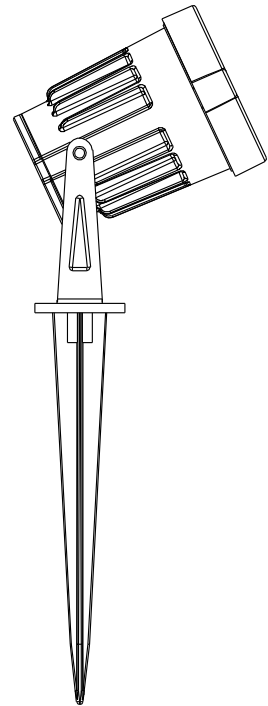




WEEE Number: 80133970.

INSTRUCTION MANUAL



Model: VT-857.

Power: 12W.



INTRODUCTION AND WARRANTY

Thank you for selecting and buying V-TAC LED product. V-TAC will serve you the best. Please read these instructions carefully before starting the installing and keep this manual handy for future reference. If you have any other query, please contact our dealer or local vendor from whom you have purchased the product. They are trained and ready to serve you at the best.

The warranty is valid for 2 years from the date of purchase. The warranty does not apply to damage caused by incorrect installation or abnormal wear and tear. The company gives no warranty against damage to any surface due to incorrect removal and installation of the product. The products are suitable for 10-12 Hours Daily operation. Usage of product for 24 Hours a day would void the warranty. This product is warranted for manufacturing defects only.

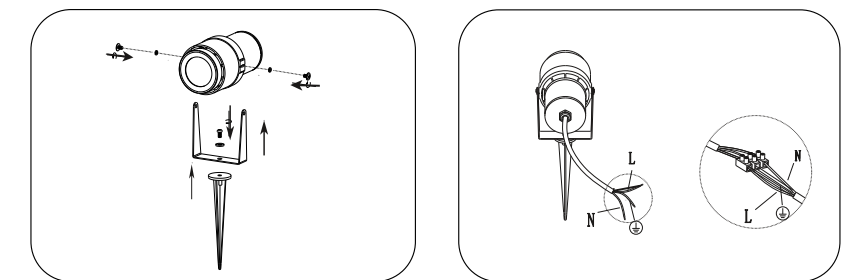
TECHNICAL SPECIFICATIONS

MODEL No	Watts	Beam Angle	Lumens	Input Voltage	Color Temp	Life Span	On/Off Times	CRI	Dimension	Cut-Out	Protection Rating
VT-857	12W	30°	1200	AC 100-240V, 50/60Hz	3000K	20,000 Hours	>15,000	>80	73x255mm	//	IP65
					4000K						
					GREEN						

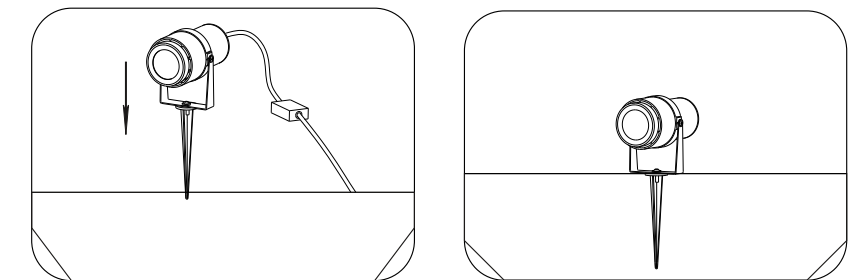
INSTALLATION INSTRUCTIONS

! WARNING

- Install only by certified electrician.
- **Proper grounding should be ensured throughout the installation.**




1. Arrange the various parts for the light fixtures, and install the bracket
2. Distinguish positive, negative electrode and earth wire between the power cord and the luminaire.



3. Choose the right floor, connect LED lamp with power cord.
4. After installation, please check the installation line, confirm the installation is correct, and then turn on the control power

■ Wiring Diagram



In case of any query/issue with the product please reach out to us at support@vtacexports.com

For More products range, inquiry please contact our distributor or nearest dealers.
V-TAC EUROPE LTD, Bulgaria, Plovdiv 4000, bul. L. Karavelow 9B