

**D-SERIES DRL**  
**DRL570012L**

**Weidmüller Interface GmbH & Co. KG**  
 Klingenbergstraße 16  
 D-32758 Detmold  
 Germany  
 Fon: +49 5231 14-0  
 Fax: +49 5231 14-292083  
 www.weidmueller.com

**Product image**


Similar to illustration

Relay from the D-SERIES DRL.

- 1, 2, 3 or 4 CO contacts
- Compact design
- Wide range of coil voltages
- With integrated status display (AC red, DC green)

**General ordering data**

Type	DRL570012L
Order No.	<a href="#">1133620000</a>
Version	D-SERIES DRL, Relay, No. of contacts: 4 CO contact AgCdO, Rated control voltage: 12 V DC, Continuous current: 10 A, Flat blade connections (4.8 mm x 0.5 mm)
GTIN (EAN)	4032248953042
Qty.	10 pc(s).

**D-SERIES DRL  
DRL570012L**

**Weidmüller Interface GmbH & Co. KG**  
 Klingenbergstraße 16  
 D-32758 Detmold  
 Germany  
 Fon: +49 5231 14-0  
 Fax: +49 5231 14-292083  
 www.weidmueller.com

**Technical data**
**Dimensions and weights**

Width	41.5 mm	Width (inches)	1.634 inch
Height	28 mm	Height (inches)	1.102 inch
Depth	36 mm	Depth (inches)	1.417 inch
Net weight	65 g		

**Temperatures**

Humidity	35 % to 85 % relative humidity level	Operating temperature, max.	55 °C
Operating temperature, min.	-25 °C	Storage temperature, max.	55 °C
Storage temperature, min.	-25 °C	Operating temperature	-25 °C...55 °C
Storage temperature	-25 °C...55 °C		

**Environmental Product Compliance**

REACH SVHC	Lead 7439-92-1
------------	----------------

**Rated data UL**

Certificate No. (cURus)	E312083
-------------------------	---------

**Input**

Rated control voltage	12 V DC	Rated current DC	125 mA
Power rating	1.5 W	Pull-in/drop-out voltage, typ.	9 V / 1.2 V DC
Coil resistance	96 Ω ± 10 %	Status indicator	Green LED

**Output**

Rated switching voltage	250 V AC	Max. switching voltage, AC	250 V
Continuous current	10 A	Inrush current	50 A / 50 ms
Switch-on delay	< 20 ms	Switch-off delay	< 20 ms
Min. switching power	100 mA @ 12 V	Max. switching frequency at rated load	0.1 Hz

**Contact data**

Contact type	4 CO contact (AgCdO)	Contact resistance	≤ 50 mΩ
Mechanical service life	10 x 10 <sup>6</sup> switching cycles		

**General data**

Test button	No	Mechanical switch position indicator	Yes
Colour	Transparent		

**Insulation coordination**

Rated voltage	250 V	Surge voltage category	III
Pollution severity	3	Insulating material group	IIIa
Protection degree	IP20	Dielectric strength, Input/Output	2 kV <sub>eff</sub> / 1 min
Creepage and clearance distance input – output	≥ 4 mm	Dielectric strength of neighbouring contacts	1.2 kV <sub>eff</sub> / 1 min.
Dielectric strength of open contact	1.2 kV <sub>eff</sub> / 1 min.	Impulse withstand voltage	5 kV (1.2/50 μs)

**Data sheet**

**D-SERIES DRL  
DRL570012L**

**Weidmüller Interface GmbH & Co. KG**  
Klingenbergstraße 16  
D-32758 Detmold  
Germany  
Fon: +49 5231 14-0  
Fax: +49 5231 14-292083  
www.weidmueller.com

**Technical data**

**Further details of approvals / standards**

Standards	IEC 61810-1, EN 60664-1:2007, EN 61000-6-2:2005, EN 61000-6-4:2007 + A1:2011, UL 508	Certificate No. (cURus)	E312083
-----------	--------------------------------------------------------------------------------------	-------------------------	---------

**Connection data**

Wire connection method	Flat blade connections (4.8 mm x 0.5 mm)
------------------------	------------------------------------------

**Classifications**

ETIM 3.0	EC001437	ETIM 5.0	EC001437
ETIM 6.0	EC001437	eClass 6.2	27-37-10-16
eClass 7.1	27-37-16-01	eClass 8.1	27-37-16-01
eClass 9.0	27-37-16-01	eClass 9.1	27-37-16-01

**Approvals**

Approvals	
-----------	-------------------------------------------------------------------------------------

ROHS	Conform
------	---------

**Downloads**

Approval/Certificate/Document of Conformity	<a href="#">DE_PA_5600_160310_003.pdf</a>
Brochure/Catalogue	<a href="#">CAT 4.2 ELECTR 18/19 EN</a>
Engineering Data	<a href="#">EPLAN, WSCAD</a>
Engineering Data	<a href="#">STEP</a>

**D-SERIES DRL**  
**DRL570012L**

**Weidmüller Interface GmbH & Co. KG**  
Klingenbergstraße 16  
D-32758 Detmold  
Germany  
Fon: +49 5231 14-0  
Fax: +49 5231 14-292083  
www.weidmueller.com

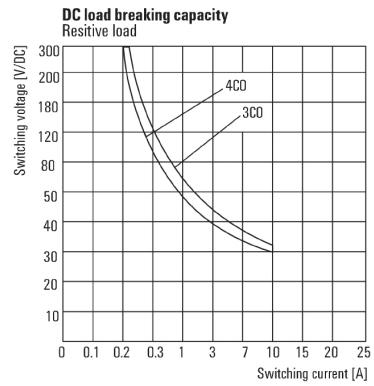
**Drawings**

**Wiring diagram**



View of Pins from below

**Graph**



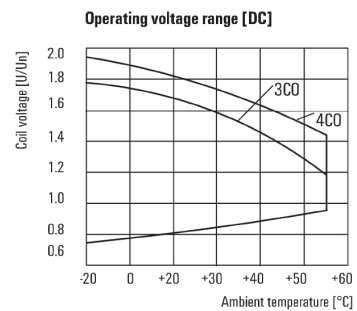
DC load limit curve  
Resistive load

**Graph**



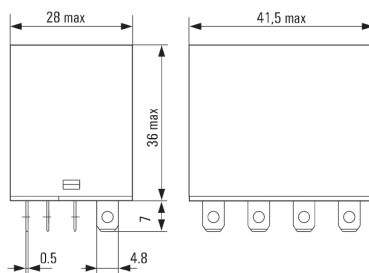
Electrical service life

**Graph**



DC operational voltage range

**Dimensional drawing**



**Data sheet**

**D-SERIES DRL  
DRL570012L**

**Weidmüller Interface GmbH & Co. KG**  
 Klingenbergstraße 16  
 D-32758 Detmold  
 Germany  
 Fon: +49 5231 14-0  
 Fax: +49 5231 14-292083  
 www.weidmueller.com

**Drawings**

**Miscellaneous**



Type codes