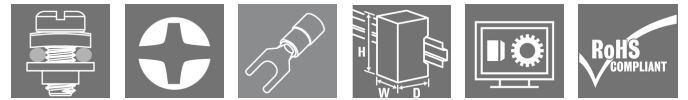


D-SERIES PWR
PWR173524L

Weidmüller Interface GmbH & Co. KG
 Klingenbergstraße 16
 D-32758 Detmold
 Germany
 Fon: +49 5231 14-0
 Fax: +49 5231 14-292083
 www.weidmueller.com

Product image


Similar to illustration

Relay from the D-SERIES PWR.

- 1 or 2 NO contact(s)
- Dual contact with series connected contacts
- Max. load current 1 NO: 30 A / 2 NO: 25 A
- Wide range of coil voltages
- Suitable for mounting directly on DIN rail
- With integrated status display

General ordering data

Type	PWR173524L
Order No.	1219090000
Version	D-SERIES PWR, Relays, No. of contacts: 1 NO contact AgSnO ₂ , Rated control voltage: 24 V AC, Continuous current: 30 A
GTIN (EAN)	4032248998975
Qty.	10 pc(s).

**D-SERIES PWR
PWR173524L**

Weidmüller Interface GmbH & Co. KG
 Klingenbergstraße 16
 D-32758 Detmold
 Germany
 Fon: +49 5231 14-0
 Fax: +49 5231 14-292083
 www.weidmueller.com

Technical data**Dimensions and weights**

Width	50.5 mm	Width (inches)	1.988 inch
Height	34 mm	Height (inches)	1.339 inch
Depth	55 mm	Depth (inches)	2.165 inch
Net weight	119.6 g		

Temperatures

Humidity	35...85 % rel. humidity, no condensation	Operating temperature, max.	55 °C
Operating temperature, min.	-25 °C	Storage temperature, max.	55 °C
Storage temperature, min.	-25 °C	Operating temperature	-25 °C...55 °C
Storage temperature	-25 °C...55 °C		

Environmental Product Compliance

REACH SVHC	Lead 7439-92-1
------------	----------------

Rated data UL

Certificate No. (cURus)	E312083
-------------------------	---------

Input

Rated control voltage	24 V AC	Rated current AC	87.3 mA
Power rating	2.5 VA	Pull-in/drop-out voltage, typ.	18 V / 3.6 V AC
Coil resistance	275 Ω ± 10 %	Status indicator	Green LED

Output

Rated switching voltage	277 V AC	Max. switching voltage, AC	277 V
Continuous current	30 A	Inrush current	150 A / 50 ms
Switch-on delay	< 20 ms	Switch-off delay	< 10 ms
Min. switching power	100 mA @ 12 V	Max. switching frequency at rated load	0.1 Hz

Contact data

Contact type	1 NO contact (AgSnO ₂)	Contact resistance	≤ 50 mΩ
--------------	------------------------------------	--------------------	---------

General data

Rail	TS 35	Test button	No
Mechanical switch position indicator	No	Colour	beige

Insulation coordination

Rated voltage	250 V	Surge voltage category	III
Pollution severity	3	Insulating material group	IIIa
Protection degree	IP10	Dielectric strength, Input/Output	4 kV _{eff} / 1 min
Creepage and clearance distance input – output	≥ 5.5 mm	Dielectric strength of open contact	2 kV _{eff} / 1 min
Impulse withstand voltage	6 kV (1.2/50 μs)		

Data sheet

**D-SERIES PWR
PWR173524L**

Weidmüller Interface GmbH & Co. KG
Klingenbergstraße 16
D-32758 Detmold
Germany
Fon: +49 5231 14-0
Fax: +49 5231 14-292083
www.weidmueller.com

Technical data

Further details of approvals / standards

Standards	IEC 61810-1, EN 60664-1:2007, EN 61000-6-2:2005, EN 61000-6-4:2007 + A1:2011, UL 508	Certificate No. (cURus)	E312083
-----------	--------------------------------------------------------------------------------------	-------------------------	---------

Connection data (input)

Wire connection method (control side)	Screw connection	Min. rated connection clamping range (control side)	0.5 mm ²
Max. rated connection clamping range (control side)	2.5 mm ²	Min. tightening torque (control side)	0.5 Nm
Max. tightening torque (control side)	1.2 Nm	Blade size (control side)	Gr. PH2

Connection data (output)

Wire connection method (load side)	Screw connection	Min. rated connection clamping range (load side)	0.5 mm ²
Max. rated connection clamping range (load side)	4 mm ²	Min. tightening torque (load side)	0.5 Nm
Max. tightening torque (load side)	1.2 Nm	Blade size (load side)	Gr. PH2

Classifications

ETIM 3.0	EC001437	ETIM 5.0	EC001437
ETIM 6.0	EC001437	eClass 6.2	27-37-16-01
eClass 7.1	27-37-16-01	eClass 8.1	27-37-16-01
eClass 9.0	27-37-16-01	eClass 9.1	27-37-16-01

Approvals

Approvals



ROHS Conform

Downloads

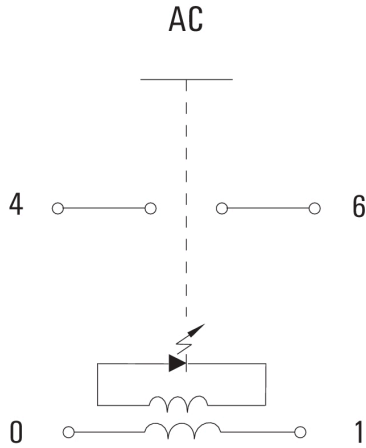
Approval/Certificate/Document of Conformity	DE_PA_5600_160310_006.pdf
Brochure/Catalogue	CAT 4.2 ELECTR 18/19 EN
Engineering Data	EPLAN_WSCAD

**D-SERIES PWR
PWR173524L**

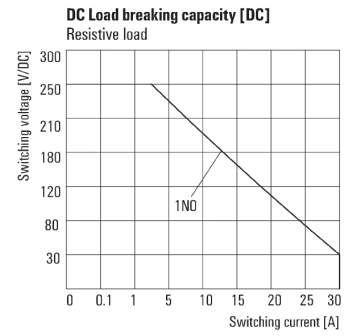
Weidmüller Interface GmbH & Co. KG
 Klingenbergstraße 16
 D-32758 Detmold
 Germany
 Fon: +49 5231 14-0
 Fax: +49 5231 14-292083
 www.weidmueller.com

Drawings

Wiring diagram

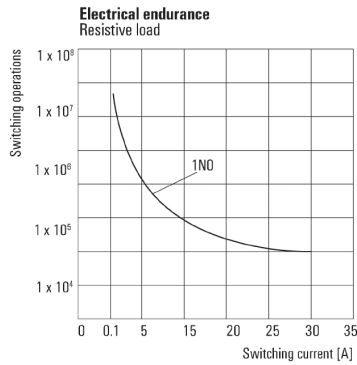


Graph



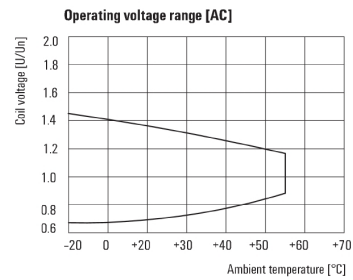
DC load limit curve
Resistive load

Graph



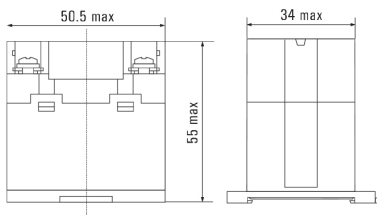
Electrical service life
Resistive load

Graph



AC operational voltage range

Dimensional drawing



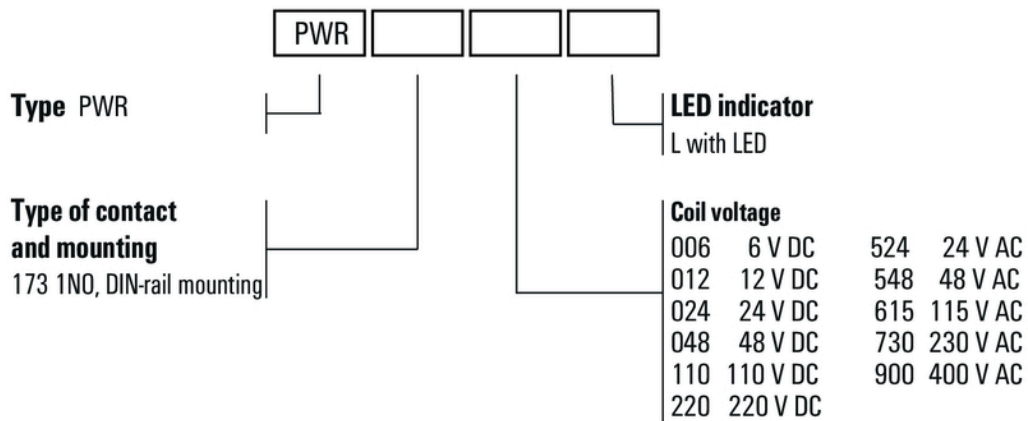
Data sheet

**D-SERIES PWR
PWR173524L**

Weidmüller Interface GmbH & Co. KG
 Klingenbergstraße 16
 D-32758 Detmold
 Germany
 Fon: +49 5231 14-0
 Fax: +49 5231 14-292083
 www.weidmueller.com

Drawings

Miscellaneous



Type codes