

D-SERIES DRW / DRH
DRW270548LT

Weidmüller Interface GmbH & Co. KG
 Klingenbergstraße 16
 D-32758 Detmold
 Germany
 Fon: +49 5231 14-0
 Fax: +49 5231 14-292083
 www.weidmueller.com

Product image


Similar to illustration

Relay from the D-SERIES DRW.

- 2 or 3 CO contacts
- Suitable for switching high load voltages
- Wide range of coil voltages
- With integrated status display (AC red, DC green)
- With test button

General ordering data

Type	DRW270548LT
Order No.	1219360000
Version	D-SERIES DRW / DRH, Relay, No. of contacts: 2 CO contact with test button AgCdO, Rated control voltage: 48 V AC, Continuous current: 16 A, Flat blade connections (4.8 mm x 0.5 mm)
GTIN (EAN)	4032248998753
Qty.	10 pc(s).

D-SERIES DRW / DRH
DRW270548LT

Weidmüller Interface GmbH & Co. KG
 Klingenbergstraße 16
 D-32758 Detmold
 Germany
 Fon: +49 5231 14-0
 Fax: +49 5231 14-292083
 www.weidmueller.com

Technical data**Dimensions and weights**

Width	36 mm	Width (inches)	1.417 inch
Height	36 mm	Height (inches)	1.417 inch
Depth	48 mm	Depth (inches)	1.89 inch
Net weight	87.2 g		

Temperatures

Humidity	35 % to 85 % relative humidity level	Operating temperature, max.	60 °C
Operating temperature, min.	-40 °C	Storage temperature, max.	60 °C
Storage temperature, min.	-40 °C	Operating temperature	-40 °C...60 °C
Storage temperature	-40 °C...60 °C		

Environmental Product Compliance

REACH SVHC Lead 7439-92-1

Rated data UL

Certificate No. (cURus) E312083

Input

Rated control voltage	48 V AC	Rated current AC	50.5 mA
Power rating	2.5 VA	Pull-in/drop-out voltage, typ.	38.4 V / 14.4 V AC
Coil resistance	350 Ω ± 10 %	Status indicator	red LED

Output

Rated switching voltage	400 VAC	Max. switching voltage, AC	400 V
Max. switching voltage, DC	250 V	Continuous current	16 A
Inrush current	80 A / 50 ms	Switch-on delay	< 20 ms
Switch-off delay	< 20 ms	Min. switching power	100 mA @ 12 V
Max. switching frequency at rated load	1 Hz		

Contact data

Contact type	2 CO contact with test button (AgCdO)	Contact resistance	≤ 50 mΩ
Mechanical service life	10 x 10 ⁶ switching cycles		

General data

Test button	yes (lockable)	Mechanical switch position indicator	Yes
Colour	Transparent		

Insulation coordination

Insulation coordination according to	EN 61810-1:2008	Rated voltage	400 V
Surge voltage category	III	Pollution severity	3
Insulating material group	IIIa	Protection degree	IP20
Dielectric strength, Input/Output	2.5 kV _{eff} / 1 Min.	Creepage and clearance distance input – output	≥ 6,3 mm
Dielectric strength of neighbouring contacts	1.5 kV _{eff} / 1 min.	Dielectric strength of open contact	2.5 kV _{eff} / 1 Min.

Creation date May 27, 2019 4:03:15 PM CEST

Data sheet

**D-SERIES DRW / DRH
DRW270548LT**

Weidmüller Interface GmbH & Co. KG
Klingenbergstraße 16
D-32758 Detmold
Germany
Fon: +49 5231 14-0
Fax: +49 5231 14-292083
www.weidmueller.com

Technical data

Further details of approvals / standards

Standards	IEC 61810-1, EN 60664-1:2007, EN 61000-6-2:2005, EN 61000-6-4:2007 + A1:2011, UL 508	Certificate No. (cURus)	E312083
-----------	--	-------------------------	---------

Connection data

Wire connection method	Flat blade connections (4.8 mm x 0.5 mm)
------------------------	--

Classifications

ETIM 3.0	EC001437	ETIM 5.0	EC001437
ETIM 6.0	EC001437	eClass 6.2	27-37-16-01
eClass 7.1	27-37-16-01	eClass 8.1	27-37-16-01
eClass 9.0	27-37-16-01	eClass 9.1	27-37-16-01

Approvals

Approvals



ROHS	Conform
------	---------

Downloads

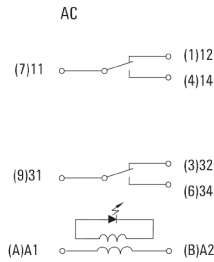
Approval/Certificate/Document of Conformity	DE_PA_5600_160310_005.pdf
Brochure/Catalogue	CAT 4.2 ELECTR 18/19 EN
Engineering Data	EPLAN, WSCAD
Engineering Data	STEP

**D-SERIES DRW / DRH
DRW270548LT**

Weidmüller Interface GmbH & Co. KG
Klingenbergstraße 16
D-32758 Detmold
Germany
Fon: +49 5231 14-0
Fax: +49 5231 14-292083
www.weidmueller.com

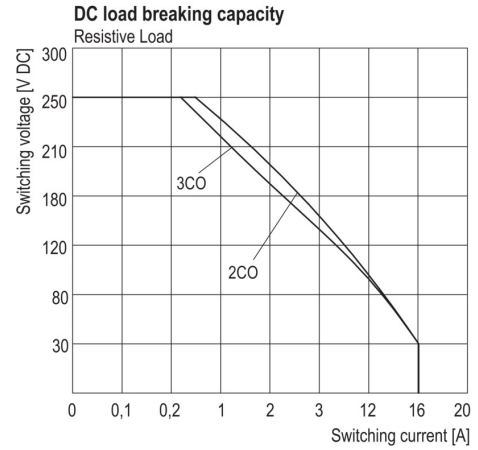
Drawings

Wiring diagram



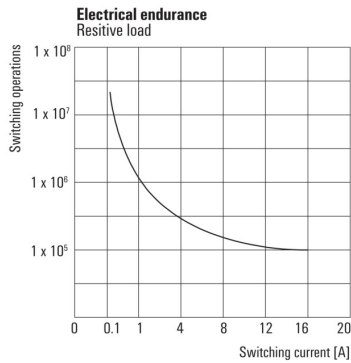
View of Pins from below

Graph



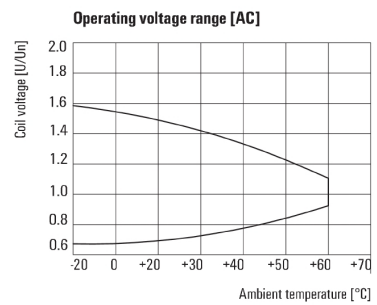
DC load limit curve
Resistive load

Graph



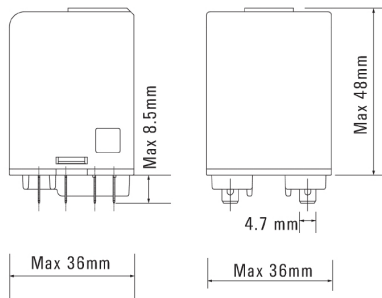
Electrical service life
Resistive load

Graph



AC operational voltage range

Dimensional drawing



**D-SERIES DRW / DRH
DRW270548LT**

Weidmüller Interface GmbH & Co. KG
 Klingenbergstraße 16
 D-32758 Detmold
 Germany
 Fon: +49 5231 14-0
 Fax: +49 5231 14-292083
 www.weidmueller.com

Drawings

Miscellaneous



Type codes