

**D-SERIES DRW / DRH**  
**DRW270615LT**

**Weidmüller Interface GmbH & Co. KG**  
 Klingenbergstraße 16  
 D-32758 Detmold  
 Germany  
 Fon: +49 5231 14-0  
 Fax: +49 5231 14-292083  
 www.weidmueller.com

**Product image**


Similar to illustration

Relay from the D-SERIES DRW.

- 2 or 3 CO contacts
- Suitable for switching high load voltages
- Wide range of coil voltages
- With integrated status display (AC red, DC green)
- With test button

**General ordering data**

Type	DRW270615LT
Order No.	<a href="#">1219370000</a>
Version	D-SERIES DRW / DRH, Relay, No. of contacts: 2 CO contact with test button AgCdO, Rated control voltage: 115 V AC, Continuous current: 16 A, Flat blade connections (4.8 mm x 0.5 mm)
GTIN (EAN)	4032248998760
Qty.	10 pc(s).

**D-SERIES DRW / DRH**  
**DRW270615LT**

**Weidmüller Interface GmbH & Co. KG**  
 Klingenbergstraße 16  
 D-32758 Detmold  
 Germany  
 Fon: +49 5231 14-0  
 Fax: +49 5231 14-292083  
 www.weidmueller.com

**Technical data**
**Dimensions and weights**

Width	36 mm	Width (inches)	1.417 inch
Height	36 mm	Height (inches)	1.417 inch
Depth	48 mm	Depth (inches)	1.89 inch
Net weight	79.4 g		

**Temperatures**

Humidity	35 % to 85 % relative humidity level	Operating temperature, max.	60 °C
Operating temperature, min.	-40 °C	Storage temperature, max.	60 °C
Storage temperature, min.	-40 °C	Operating temperature	-40 °C...60 °C
Storage temperature	-40 °C...60 °C		

**Environmental Product Compliance**

REACH SVHC Lead 7439-92-1

**Rated data UL**

Certificate No. (cURus) E312083

**Input**

Rated control voltage	115 V AC	Rated current AC	21 mA
Power rating	2.5 VA	Pull-in/drop-out voltage, typ.	92 V / 34.5 V AC
Coil resistance	2200 Ω ± 10 %	Status indicator	red LED

**Output**

Rated switching voltage	400 VAC	Max. switching voltage, AC	400 V
Max. switching voltage, DC	250 V	Continuous current	16 A
Inrush current	80 A / 50 ms	Switch-on delay	< 20 ms
Switch-off delay	< 20 ms	Min. switching power	100 mA @ 12 V
Max. switching frequency at rated load	1 Hz		

**Contact data**

Contact type	2 CO contact with test button (AgCdO)	Contact resistance	≤ 50 mΩ
Mechanical service life	10 x 10 <sup>6</sup> switching cycles		

**General data**

Test button	yes (lockable)	Mechanical switch position indicator	Yes
Colour	Transparent		

**Insulation coordination**

Insulation coordination according to	EN 61810-1:2008	Rated voltage	400 V
Surge voltage category	III	Pollution severity	3
Insulating material group	IIIa	Protection degree	IP20
Dielectric strength, Input/Output	2.5 kV <sub>eff</sub> / 1 Min.	Creepage and clearance distance input – output	≥ 6,3 mm
Dielectric strength of neighbouring contacts	1.5 kV <sub>eff</sub> / 1 min.	Dielectric strength of open contact	2.5 kV <sub>eff</sub> / 1 Min.

Creation date May 27, 2019 4:03:17 PM CEST

**Data sheet**

**D-SERIES DRW / DRH  
DRW270615LT**

**Weidmüller Interface GmbH & Co. KG**  
 Klingenbergstraße 16  
 D-32758 Detmold  
 Germany  
 Fon: +49 5231 14-0  
 Fax: +49 5231 14-292083  
 www.weidmueller.com

**Technical data**

**Further details of approvals / standards**

Standards	IEC 61810-1, EN 60664-1:2007, EN 61000-6-2:2005, EN 61000-6-4:2007 + A1:2011, UL 508	Certificate No. (cURus)	E312083
-----------	--------------------------------------------------------------------------------------	-------------------------	---------

**Connection data**

Wire connection method	Flat blade connections (4.8 mm x 0.5 mm)
------------------------	------------------------------------------

**Classifications**

ETIM 3.0	EC001437	ETIM 5.0	EC001437
ETIM 6.0	EC001437	eClass 6.2	27-37-16-01
eClass 7.1	27-37-16-01	eClass 8.1	27-37-16-01
eClass 9.0	27-37-16-01	eClass 9.1	27-37-16-01

**Approvals**

Approvals	
-----------	-------------------------------------------------------------------------------------

ROHS	Conform
------	---------

**Downloads**

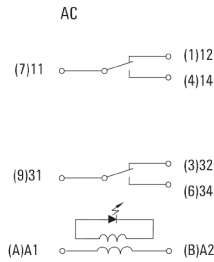
Approval/Certificate/Document of Conformity	<a href="#">DE_PA_5600_160310_005.pdf</a>
Brochure/Catalogue	<a href="#">CAT 4.2 ELECTR 18/19 EN</a>
Engineering Data	<a href="#">EPLAN, WSCAD</a>
Engineering Data	<a href="#">STEP</a>

**D-SERIES DRW / DRH  
DRW270615LT**

**Weidmüller Interface GmbH & Co. KG**  
Klingenbergstraße 16  
D-32758 Detmold  
Germany  
Fon: +49 5231 14-0  
Fax: +49 5231 14-292083  
www.weidmueller.com

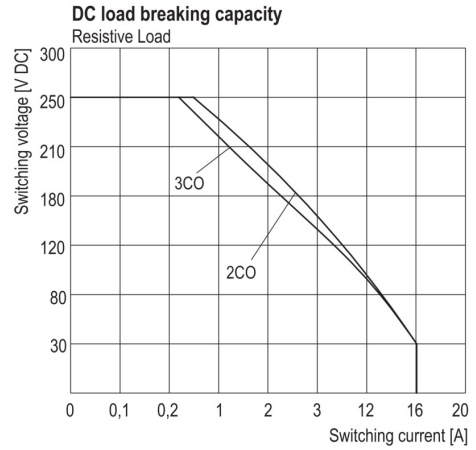
**Drawings**

**Wiring diagram**



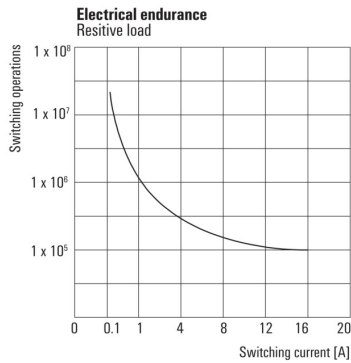
View of Pins from below

**Graph**



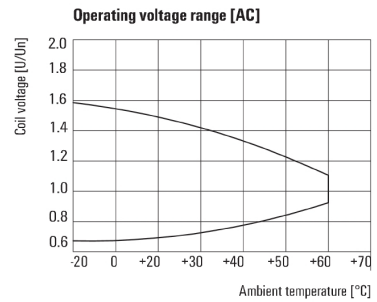
DC load limit curve  
Resistive load

**Graph**



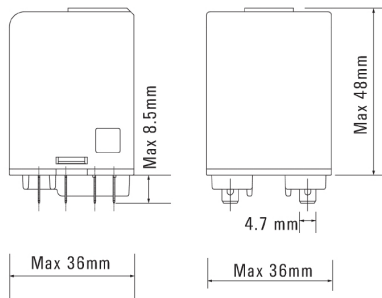
Electrical service life  
Resistive load

**Graph**



AC operational voltage range

**Dimensional drawing**



**Data sheet**

**D-SERIES DRW / DRH  
DRW270615LT**

**Weidmüller Interface GmbH & Co. KG**  
 Klingenbergstraße 16  
 D-32758 Detmold  
 Germany  
 Fon: +49 5231 14-0  
 Fax: +49 5231 14-292083  
 www.weidmueller.com

**Drawings**

**Miscellaneous**



Type codes