

D-SERIES DRI DRIKIT 12VDC 1CO LD

Weidmüller Interface GmbH & Co. KG
 Klingenbergstraße 16
 D-32758 Detmold
 Germany
 Fon: +49 5231 14-0
 Fax: +49 5231 14-292083
 www.weidmueller.com

Product image



Similar to illustration

Our relay kits are particularly convenient to use. The kits are delivered fully assembled and 100 % function-tested. This saves assembly time and reduces the number of parts required.

- Assembled kit consisting of relay, base and retaining clip, incl. label
- 100% function-tested
- 100% control of the dielectric strength input - output
- Optional: test button with coloured control voltage marking (AC coil: red / DC coil: blue) and mechanical switch position indicator
- Bright status LED (AC coil: red / DC coil: green)

General ordering data

Type	DRIKIT 12VDC 1CO LD
Order No.	2476340000
Version	D-SERIES DRI, Relays, No. of contacts: 1 CO contact AgNi, Rated control voltage: 12 V DC, Continuous current: 10 A, Screw connection
GTIN (EAN)	4050118496901
Qty.	10 pc(s).

**D-SERIES DRI
DRIKIT 12VDC 1CO LD**

Weidmüller Interface GmbH & Co. KG
 Klingenbergstraße 16
 D-32758 Detmold
 Germany
 Fon: +49 5231 14-0
 Fax: +49 5231 14-292083
 www.weidmueller.com

Technical data**Dimensions and weights**

Width	15.8 mm	Width (inches)	0.622 inch
Height	80.2 mm	Height (inches)	3.157 inch
Depth	67.7 mm	Depth (inches)	2.665 inch
Net weight	58.5 g		

Temperatures

Humidity	35...85 % rel. humidity, no condensation	Operating temperature, max.	55 °C
Operating temperature, min.	-40 °C	Storage temperature, max.	85 °C
Storage temperature, min.	-40 °C	Operating temperature	-40 °C...55 °C
Storage temperature	-40 °C...85 °C		

Environmental Product Compliance

REACH SVHC	Lead 7439-92-1
------------	----------------

Input

Rated control voltage	12 V DC	Rated current DC	44,4 mA
Power rating	530 mW	Pull-in/drop-out voltage, typ.	9 V / 1.8 V DC
Coil resistance	270 Ω ± 10 %	Status indicator	Green LED
Protective circuit	Free-wheeling diode		

Output

Rated switching voltage	250 V AC	Max. switching voltage, AC	250 V
Max. switching voltage, DC	250 V	Continuous current	10 A
Switch-on delay	≤ 15 ms	Switch-off delay	≤ 10 ms
Min. switching power	10 mA @ 12 V, 100 mA @ 5 V	Max. switching frequency at rated load	0.1 Hz

Contact data

Contact type	1 CO contact (AgNi)	Mechanical service life	10 x 10 ⁶ switching cycles
--------------	---------------------	-------------------------	---------------------------------------

General data

Rail	TS 35	Test button	No
Mechanical switch position indicator	No	Colour	black

Insulation coordination

Rated voltage	250 V	Surge voltage category	III
Pollution severity	2	Insulating material group	IIIb
Protection degree	IP20	Dielectric strength, Input/Output	4 kV _{eff} / 1 Min.
Creepage and clearance distance input – output	≥ 3 mm	Dielectric strength of open contact	1 kV _{eff} / 1 min
Impulse withstand voltage	4.8 kV (1.2/50 μs)		

**D-SERIES DRI
DRIKIT 12VDC 1CO LD**

Weidmüller Interface GmbH & Co. KG
 Klingenbergstraße 16
 D-32758 Detmold
 Germany
 Fon: +49 5231 14-0
 Fax: +49 5231 14-292083
 www.weidmueller.com

Technical data**Further details of approvals / standards**

Standards	IEC 61810-1, EN 60664-1:2007, EN 61000-6-2:2005, EN 61000-6-4:2007 + A1:2011	Certificate no. (cURus) relay	E312083
Certificate no. (cURus) base	E355547		

Connection data

Wire connection method	Screw connection	Stripping length, rated connection	8 mm
Tightening torque, min.	0.5 Nm	Tightening torque, max.	0.8 Nm
Clamping range, rated connection	1.5 mm ²	Clamping range, min.	0.25 mm ²
Clamping range, max.	4 mm ²	Wire cross-section, solid, min.	0.25 mm ²
Wire cross-section, solid, max.	4 mm ²	Wire connection cross-section, finely stranded, min.	0.25 mm ²
Wire connection cross section, finely stranded, max.	4 mm ²	Wire connection cross-section, finely stranded with wire-end ferrules DIN 46228/4, min.	0.25 mm ²
Wire connection cross-section, finely stranded with wire-end ferrules DIN 46228/4, max.	4 mm ²	Conductor cross-section, flexible, AEH (DIN 46228-1), min.	0.25 mm ²
Conductor cross-section, flexible, AEH (DIN 46228-1), max.	4 mm ²	Blade size	size PH1
Gauge to IEC 60947-1	A3		

Classifications

ETIM 6.0	EC001437	eClass 6.2	27-37-16-01
eClass 9.0	27-37-16-01	eClass 9.1	27-37-16-01

Approvals

Approvals

**Downloads**

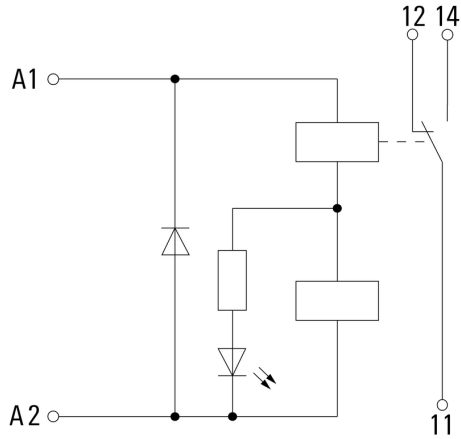
Approval/Certificate/Document of Conformity	DE_PA5600_160822_001.pdf
Engineering Data	EPLAN, WSCAD, Zuken E3.S
Engineering Data	STEP

**D-SERIES DRI
DRIKIT 12VDC 1CO LD**

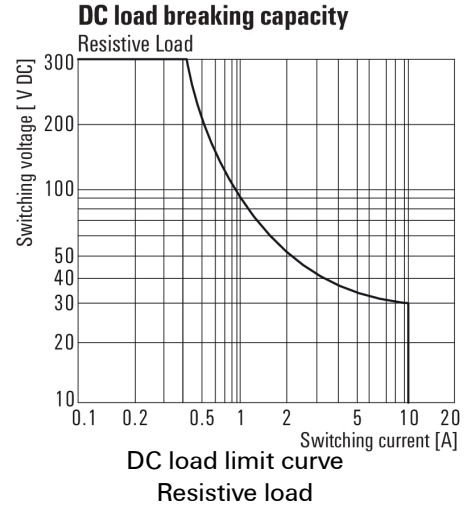
Weidmüller Interface GmbH & Co. KG
 Klingenbergstraße 16
 D-32758 Detmold
 Germany
 Fon: +49 5231 14-0
 Fax: +49 5231 14-292083
 www.weidmueller.com

Drawings

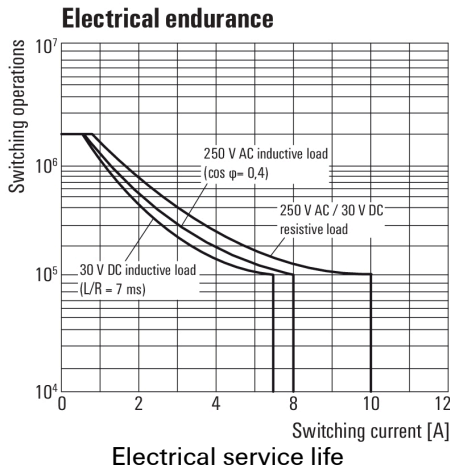
Wiring diagram



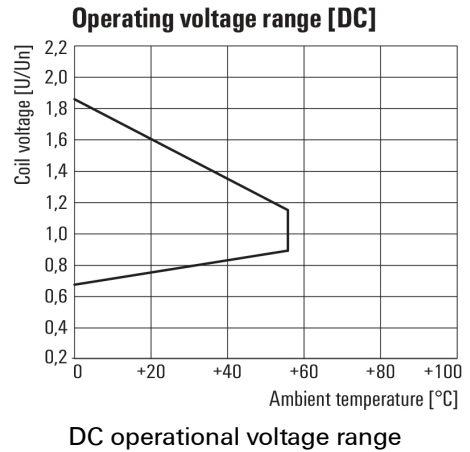
Graph



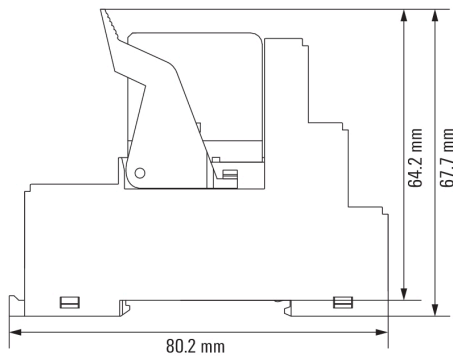
Graph



Graph



Dimensional drawing



Data sheet

**D-SERIES DRI
DRIKIT 12VDC 1CO LD**

Weidmüller Interface GmbH & Co. KG
 Klingenbergstraße 16
 D-32758 Detmold
 Germany
 Fon: +49 5231 14-0
 Fax: +49 5231 14-292083
 www.weidmueller.com

Drawings

Miscellaneous



Type codes