SAIL-M12GM12G-S3-10P

Weidmüller Interface GmbH & Co. KG
Klingenbergstraße 16
D-32758 Detmold
Germany
Fon: +49 5231 14-0
Fax: +49 5231 14-292083
www.weidmueller.com



Your peripheral devices should be supplied with greater power. With our new M12 plug-in connector, more than 250 V and 2 A is possible without problems. The compact S- and T-coded M12 plug-in connectors are designed for the transmission of up to 630 V AC or 60 V DC and 12 A.

General ordering data

Type	SAIL-M12GM12G-S3-10P
Order No.	2050061000
Version	Power cable, Connecting line, Number of poles : 3 (2 + PE), 10 m, pin, straight - socket, straight, Shielded: No, LED: No, Sheath material: PUR, Halogen: No
GTIN (EAN)	4050118441284
Qty.	1 pc(s).

SAIL-M12GM12G-S3-10P

Weidmüller Interface GmbH & Co. KG
Klingenbergstraße 16
D-32758 Detmold
Germany
Fon: +49 5231 14-0
Fax: +49 5231 14-292083
www.weidmueller.com

Technical data

Dimensions and weights

Net weight	500 g

Environmental Product Compliance

REACH SVHC	Lead 7439-92-1

Technical specifications for cable

Number of poles	3 (2 + PE)	Core cross-section	1.5 mm²
Outside diameter	8.5 ± 0.3 mm	Cable length	10 m
Shielded	No	Insulation	PP
Colour coding	blue, brown, Green/yellow	Sheath material	PUR
Sheathing colour	black	Halogen	No
Temperature range, moving	-40...80 °C	Temperature range, stationary	-50...80 °C
Outer cladding in accordance with UL AWM style	20234 (80 °C / 1000 V)	Suitable for cable carriers	Yes
Bending radius, min., stationary	5 x cable diameter	Bending radius, min., moving	10 x cable diameter
Acceleration	5 m/s²	Speed	5 m/s
Bending cycles	10 Mio	Resistant to welding beads	No
Hybrid cable	No	Irradiation crosslinked	No
Configurable cable length	No		

General technical data

Version	pin, straight - socket, straight	Housing main material	PUR
Coding	S	Protection degree	IP67, when screwed in
Contact surface	Gold-plated	LED	No
Rated voltage	600 V	Rated current	12 A
Insulation strength	10^8 Ω	Temperature range of housing	-25...+85 °C
Plugging cycles	≥ 100	Pollution severity	3

Standards

Connector standard	IEC 61076-2-111

Classifications

ETIM 6.0	EC001855	eClass 6.2	27-26-07-02
eClass 9.0	27-06-03-11	eClass 9.1	27-06-03-11

Approvals

ROHS	Conform

Downloads

Brochure/Catalogue	FL FIELDWIRING EN

SAIL-M12GM12G-S3-10P

Weidmüller Interface GmbH & Co. KG
Klingenbergstraße 16
D-32758 Detmold
Germany
Fon: +49 5231 14-0
Fax: +49 5231 14-292083
www.weidmueller.com

Drawings

Dimensioned drawing

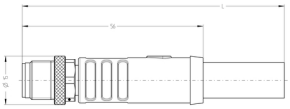

Dimensioned drawing

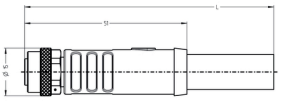

Pole scheme

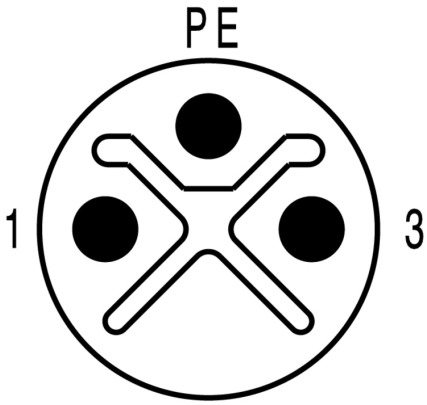

Pole scheme



Wiring diagram

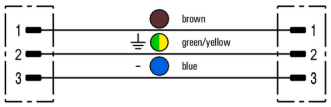

The ideal tool: Screwty ® with torque function

