
RoHS
Compliant
BOMcheck.net

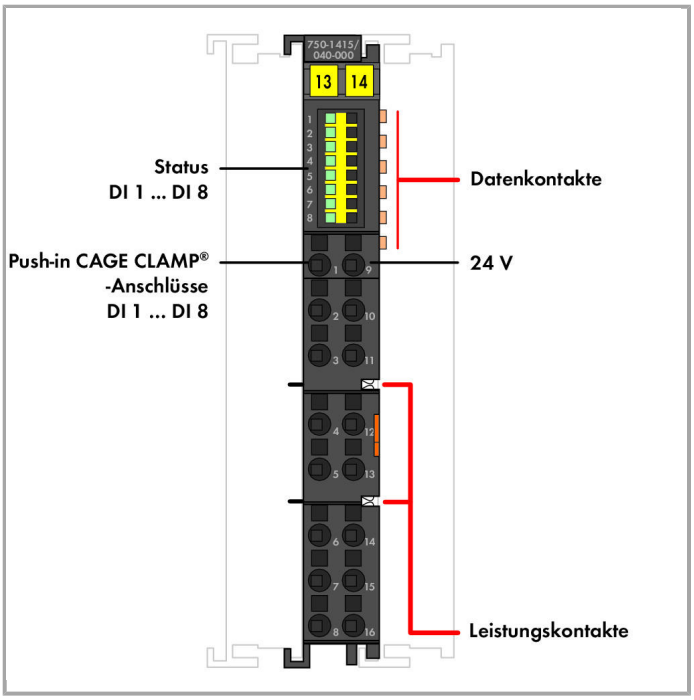
750-1415/
040-000
13
14
Status
DI 1 ... DI 8
Push-in CAGE CLAMP®
-Anschlüsse
DI 1 ... DI 8
Datenkontakte
24 V
Leistungskontakte

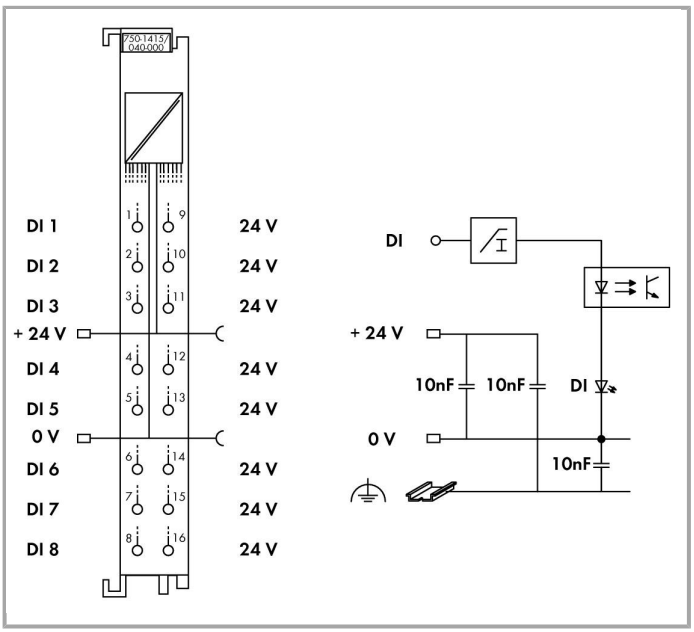

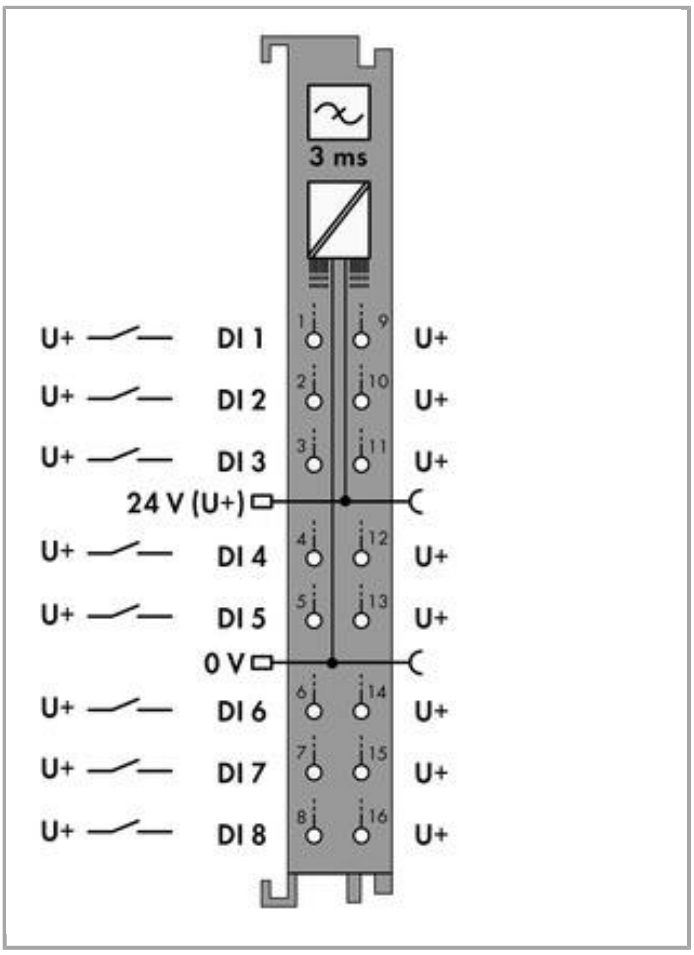

Item description

The 2-conductor digital input module provides eight channels in a width of just 12 mm (0.47 inch).

It receives binary control signals from digital field devices (e.g., sensors, encoders, switches or proximity switches).

The module features Push-in CAGE CLAMP® connections enabling solid conductors to be connected by simply pushing them in.

Each input channel has a noise-rejection RC filter with 3.0 ms time constant.

A green LED indicates the switched status of each channel.

Field and system levels are electrically isolated.

An operating tool with a 2.5 mm blade (210-719) is required to open the Push-in CAGE CLAMP® connections.

The device is ideal for operation in harsh environments:

- Extended temperature range

- Greater immunity to impulse voltages and electromagnetic interference

- Higher vibration and shock resistance

Data

Technical Data

Number of digital inputs	8
Total number of channels (module)	8
Type of signal	Voltage
Type of signal voltage	DC 24 V
Sensor supply voltage	24 V DC
Sensor connection	8 x (2-conductor)
Input characteristic	high-side switching
Input characteristic	Type 3
Input filter (digital)	3 ms
Input current per channel for signal (0) typ.	1.6 mA
Input current per channel for signal (1) min.	4.3 mA
Input current per channel for signal (1) max.	4.6 mA
Voltage range for signal (0)	−3 … +5 VDC
Voltage range for signal (1)	11 … 30 VDC
Max input data width (internal)	8 Bit
System supply voltage	DC 5 V; via data contacts
Current consumption, system supply (5 V)	6 mA
Field supply voltage	DC 24 V (-25 … 30 %); über Leistungskontakte (Einspeisung über Messerkontakt; Weiterleitung über Federkontakt); angegebene Werte für Umgebungstemperaturen: +15 … +35 °C; für −40 … +55 °C: 24 V (−25 … +20 %); für +55 … +70 °C: 24 V (−25 … +10 %); Untergrenze in allen Temperaturbereichen: −27,5 % (inklusive 15 % Restwelligkeit)
Current consumption, field supply (module with no external load)	2 mA
Dielectric strength	AC 510 V/DC 775 V; gemäß EN 60870-2-1
Rated surge voltage	1 kV
Indicators	LED (1-8) green: Status DI 1 … DI 8
Number of incoming power jumper contacts	2
Number of outgoing power jumper contacts	2
Current carrying capacity of the power jumper contacts	10 A

Connection data

Connection technology: In-/Outputs	16 x Push-in CAGE CLAMP®
Connection type (1)	Inputs/Outputs
Solid conductor	0.25 … 1.5 mm² / 24 … 16 AWG
Fine-stranded conductor	0.25 … 1.5 mm² / 24 … 16 AWG
Strip length	8 … 9 mm / 0.31 … 0.35 Inch

Geometrical Data

Width	12 mm / 0.472 inch
Height	69 mm / 2.717 inch
Height from upper-edge of DIN-35 rail	61.8 mm / 2.433 inch
Depth	100 mm / 3.937 inch

Mechanical data

Type of mounting	DIN-35 rail

Material Data

Housing material	Polycarbonate, polyamide 6.6
Weight	46.759 g
Conformity marking	CE

Environmental Requirements

Surrounding air (operating) temperature	-40 … 70 °C
Surrounding air (storage) temperature	-40 … 85 °C
Degree of protection	IP20
Degree of pollution (5)	2 per IEC 61131-2
Operating altitude	without temperature derating: 0 … 2000 m; with temperature derating: 2000 … 5000 m (0.5 K/100 m); max.: 5000 m
Mounting position	horizontal (standing/lying) or vertical
Relative air humidity (no condensation)	95 %
Relative humidity	Short-term condensation per Class 3K7/IEC EN 60721-3-3 and E DIN 40046-721-3 (except wind-driven precipitation, water and ice formation)
Vibration resistance	acc. to IEC 60068-2-6 (acceleration: 5g), EN 60870-2-2, IEC 60721-3-1, -3, EN 50155, EN 61373
Shock resistance	acc. to IEC 60068-2-27 (15g/11 ms/half-sine/1000 shocks; 25g/6 ms /1000 shocks), EN 50155, EN 61373
EMC immunity to interference	acc. to EN 61000-6-1, -2, EN 61131-2, marine applications, EN 50121-3-2, -4, -5, EN 60255-26, EN 60870-2-1, EN 61850-3, IEC 61000-6-5, IEEE 1613, VDEW: 1994
EMC emission of interference	acc. to EN 61000-6-3, -4, EN 61131-2, EN 60255-26, marine applications, EN 60870-2-1, EN 61850-3, EN 50121-3-2, EN 50121-4, -5
Exposure to pollutants	Per IEC 60068-2-42 and IEC 60068-2-43
Permissible H_2S contaminant concentration at a relative humidity < 75 %	10 ppm
Permissible SO_2 contaminant concentration at a relative humidity < 75 %	25 ppm

Commercial data

Country of origin	DE
GTIN	4050821460213
Customs Tariff No.	85389099990
Product Group	15 (Remote I/O)

Approvals / Certificates

Ex-Approvals

Logo	Approval	Certificate name
	ATEX TUEV Nord Cert GmbH	TUEV 17 ATEX 193969X
	IECEx TUEV Nord Cert GmbH	IECEx TUN 16.0046X
	UL Underwriters Laboratories Inc. (HAZARDOUS LOCATIONS)	E198726 Sec.1 (HAZARDOUS LOCATIONS)

Country specific Approvals

Logo	Approval	Certificate name
	KC National Radio Research Agency	MSIP-REM-W43-DIM750

Ship Approvals

Logo	Approval	Certificate name
	ABS American Bureau of Shipping	18-HG1778162-PDA
	DNV GL Det Norske Veritas, Germanischer Lloyd	TAA00000Y7
	GL Germanischer Lloyd	95043-14HH
	LR	17/20073 LR

Lloyds Register

PRS
Polski Rejestr Statków
TE/2215/880590/18

UL-Approvals

Logo	Approval	Certificate name
	UL UL International Netherlands B.V. (ORDINARY LOCATIONS)	E175199 Sec.1 (ORDINARY LOCATIONS)

Compatible products

tools

	Item no.: 210-719 Operating tool with partially insulated shaft; Type 1, blade (2.5 x 0.4) mm	www.wago.com/210-719

system box

	Item no.: 850-804 IP65 enclosure; Stainless steel; WxHxD (400x123x200 mm); 4 x M20, 16 x M16, 28 x M12 cable grip	www.wago.com/850-804
	Item no.: 850-804/000-001 IP65 enclosure; Stainless steel; WxHxD (400x123x200 mm); 2 x M20, 13 x M16, 32 x M12 cable grip	www.wago.com/850-804/000-001
	Item no.: 850-805 IP65 enclosure; Stainless steel; WxHxD (600x123x200 mm); 4 x M20, 19 x M16, 67 x M12 cable grip	www.wago.com/850-805
	Item no.: 850-814/002-000 IP65 enclosure; Sheet steel (RAL 7035); WxHxD (200x120x200 mm); without flange plate	www.wago.com/850-814/002-000
	Item no.: 850-815/002-000 IP65 enclosure; Sheet steel (RAL 7035); WxHxD (300x120x200 mm); without flange plate	www.wago.com/850-815/002-000
	Item no.: 850-816/002-000 IP65 enclosure; Sheet steel (RAL 7035); WxHxD (400x120x200 mm); without flange plate	www.wago.com/850-816/002-000
	Item no.: 850-817/002-000 IP65 enclosure; Sheet steel (RAL 7035); WxHxD (600x120x200 mm); without flange plate	www.wago.com/850-817/002-000
	Item no.: 850-825 IP65 enclosure; Aluminium (RAL 7032); WxHxD (160x100x160 mm); 9 x M12, 4 x M20	www.wago.com/850-825
	Item no.: 850-826	

	IP65 enclosure; Aluminium (RAL 7032); WxHxD (240x100x160 mm); 4 x M20, 4 x M16, 14 x M12 cable grip	www.wago.com/850-826
	**Item no.: 850-826/002-000** IP65 enclosure; Aluminium (RAL 7035); WxHxD (240x100x160 mm); 4 x M20, 4 x M16, 14 x M12 cable grip	www.wago.com/850-826/002-000
	**Item no.: 850-827** IP65 enclosure; Aluminium (RAL 7032); WxHxD (320x100x160 mm); 4 x M20, 8 x M16, 17 x M12 cable grip	www.wago.com/850-827
	**Item no.: 850-827/002-000** IP65 enclosure; Aluminium (RAL 7035); WxHxD (320x100x160 mm); 4 x M20, 8 x M16, 17 x M12 cable grip	www.wago.com/850-827/002-000
	**Item no.: 850-828** IP65 enclosure; Aluminium (RAL 7032); WxHxD (480x100x160 mm); 4 x M20, 10 x M16, 35 x M12 cable grip	www.wago.com/850-828
	**Item no.: 850-828/002-000** IP65 enclosure; Aluminium (RAL 7035); WxHxD (480x100x160 mm); 4 x M20, 10 x M16, 35 x M12 cable grip	www.wago.com/850-828/002-000
	**Item no.: 850-834** IP65 enclosure; Polyester (RAL 7032); WxHxD (164x100x164 mm); 9 x M12, 4 x M20	www.wago.com/850-834
	**Item no.: 850-835** IP65 enclosure; Polyester (RAL 7032); WxHxD (244x100x164 mm); 4 x M20, 4 x M16, 14 x M12 cable grip	www.wago.com/850-835
	**Item no.: 850-836** IP65 enclosure; Polyester (RAL 7032); WxHxD (324x100x164 mm); 4 x M20, 8 x M16, 17 x M12 cable grip	www.wago.com/850-836

Carrier rail

	**Item no.: 210-112** Steel carrier rail; 35 x 7.5 mm; 1 mm thick; 2 m long; slotted; according to EN 60715; "Hole width 25 mm	www.wago.com/210-112
	**Item no.: 210-113** Steel carrier rail; 35 x 7.5 mm; 1 mm thick; 2 m long; unslotted; according to EN 60715	www.wago.com/210-113
	**Item no.: 210-114** Steel carrier rail; 35 x 15 mm; 1.5 mm thick; 2 m long; unslotted; similar to EN 60715	www.wago.com/210-114
	**Item no.: 210-115** Steel carrier rail; 35 x 7.5 mm; 1 mm thick; 2 m long; slotted; according to EN 60715; "Hole width 18 mm	www.wago.com/210-115
	**Item no.: 210-118** Steel carrier rail; 35 x 15 mm; 2.3 mm thick; 2 m long; unslotted; according to EN 60715	www.wago.com/210-118
	**Item no.: 210-196** Aluminum carrier rail; 35 x 8.2 mm; 1.6 mm thick; 2 m long; unslotted; similar to EN 60715	www.wago.com/210-196
	**Item no.: 210-197** Steel carrier rail; 35 x 15 mm; 1.5 mm thick; 2 m long; slotted; similar to EN 60715	www.wago.com/210-197
	**Item no.: 210-198** Copper carrier rail; 35 x 15 mm; 2.3 mm thick; 2 m long; unslotted; according to EN 60715	www.wago.com/210-198

Item no.: 210-504

	Steel carrier rail; 35 x 7.5 mm; 1 mm thick; 2 m long; slotted; galvanized; according to EN 60715	www.wago.com/210-504
	**Item no.: 210-505** Steel carrier rail; 35 x 7.5 mm; 1 mm thick; 2 m long; unslotted; galvanized; according to EN 60715	www.wago.com/210-505
	**Item no.: 210-506** Steel carrier rail; 35 x 15 mm; 1.5 mm thick; 2 m long; unslotted; galvanized; similar to EN 60715	www.wago.com/210-506
	**Item no.: 210-508** Steel carrier rail; 35 x 15 mm; 1.5 mm thick; 2 m long; slotted; galvanized; similar to EN 60715	www.wago.com/210-508

Supply module

	**Item no.: 750-602/040-000** Power Supply; 24 VDC; Extreme	www.wago.com/750-602/040-000
	**Item no.: 750-612/040-000** Power Supply; 0 … 230 V AC/DC; Extreme	www.wago.com/750-612/040-000

Marking accessories

	**Item no.: 2009-145** Mini-WSB Inline; for smartPRINTER; on reel; stretchable 5 - 5.2 mm; plain; snap-on type	www.wago.com/2009-145
	**Item no.: 2009-145/000-002** Mini-WSB Inline; for smartPRINTER; on reel; stretchable 5 - 5.2 mm; plain; snap-on type	www.wago.com/2009-145/000-002
	**Item no.: 2009-145/000-005** Mini-WSB Inline; for smartPRINTER; on reel; stretchable 5 - 5.2 mm; plain; snap-on type	www.wago.com/2009-145/000-005
	**Item no.: 2009-145/000-006** Mini-WSB Inline; for smartPRINTER; on reel; stretchable 5 - 5.2 mm; plain; snap-on type	www.wago.com/2009-145/000-006
	**Item no.: 2009-145/000-007** Mini-WSB Inline; for smartPRINTER; on reel; stretchable 5 - 5.2 mm; plain; snap-on type	www.wago.com/2009-145/000-007
	**Item no.: 2009-145/000-012** Mini-WSB Inline; for smartPRINTER; on reel; stretchable 5 - 5.2 mm; plain; snap-on type	www.wago.com/2009-145/000-012
	**Item no.: 2009-145/000-023** Mini-WSB Inline; for smartPRINTER; on reel; stretchable 5 - 5.2 mm; plain; snap-on type	www.wago.com/2009-145/000-023
	**Item no.: 2009-145/000-024** Mini-WSB Inline; for smartPRINTER; on reel; stretchable 5 - 5.2 mm; plain; snap-on type	www.wago.com/2009-145/000-024
	**Item no.: 248-501** Miniature WSB Quick marking system; plain; Marker width 5 mm; 10 strips with 10 markers per card	www.wago.com/248-501

	**Item no.: 248-501/000-002** Mini-WSB marking card; as card; not stretchable; plain; snap-on type	www.wago.com/248-501/000-002
	**Item no.: 248-501/000-005** Mini-WSB marking card; as card; plain; snap-on type	www.wago.com/248-501/000-005
	**Item no.: 248-501/000-006** Mini-WSB marking card; as card; not stretchable; plain; snap-on type	www.wago.com/248-501/000-006
	**Item no.: 248-501/000-007** Mini-WSB marking card; as card; not stretchable; plain; snap-on type	www.wago.com/248-501/000-007
	**Item no.: 248-501/000-012** Mini-WSB marking card; as card; not stretchable; plain; snap-on type	www.wago.com/248-501/000-012
	**Item no.: 248-501/000-017** Mini-WSB marking card; as card; not stretchable; plain; snap-on type	www.wago.com/248-501/000-017
	**Item no.: 248-501/000-023** Mini-WSB marking card; as card; not stretchable; plain; snap-on type	www.wago.com/248-501/000-023
	**Item no.: 248-501/000-024** Mini-WSB marking card; as card; not stretchable; plain; snap-on type	www.wago.com/248-501/000-024
	**Item no.: 750-103** Group marker carrier	www.wago.com/750-103
	**Item no.: 750-107** Group marker carrier	www.wago.com/750-107

shield connection

	**Item no.: 790-108** Shield clamping saddle; 11 mm wide; diameter of compatible conductor	www.wago.com/790-108
	**Item no.: 790-116** Shield clamping saddle; 19 mm wide; diameter of compatible conductor; 7 … 16 mm	www.wago.com/790-116
	**Item no.: 790-124** Shield clamping saddle; 27 mm wide; diameter of compatible conductor; 6 … 24 mm	www.wago.com/790-124
	**Item no.: 790-140** Shield clamping saddle; diameter of compatible conductor	www.wago.com/790-140
	**Item no.: 790-208** Shield clamping saddle; 12.4 mm wide; 3 … 8 mm	www.wago.com/790-208
	**Item no.: 790-216** Shield clamping saddle; 21.8 mm wide; 6 … 16 mm	www.wago.com/790-216
	Item no.: 790-220	

	Shield clamping saddle; 30 mm wide; 6 … 20 mm	www.wago.com/790-220

Downloads

Documentation

Manual

8DI 24 V DC 3. ms, 2-wire connection /XTR for eXTReme environmental conditions; high-side switching	Jun 10, 2016	2.0 MB	Download

Bid Text

750-1415/040-000	Jan 19, 2016	DOC 34.8 kB	Download

Additional Information

Disposal; Electrical and electronic equipment, Packaging	Oct 15, 2018	265.8 kB	Download

System Description

System Manual /XTR Basic conditions and recommendations for higher operational safety	Aug 11, 2016	2.9 MB	Download
750 XTR Series I/O-System – General Product Information	Jun 6, 2017	881.2 kB	Download
Overview on WAGO-I/O-SYSTEM 750 approvals	Jun 6, 2017	314.9 kB	Download

smartDATA

CAD data

3D Download 750-1415/040-000		URL	Download

Product family

750 XTR Series – I/O System

I/O-System 750 XTR: Dort automatisieren, wo jedes andere System an seine Grenzen stößt – und das zuverlässig und wirtschaftlich! XTR – dieses Kürzel im Systemnamen steht für extremen Schutz vor klimatischen Einflüssen, Schwingungen, Erschütterungen und Überspannungen.

Learn more about the product family.

Show all products from the family

WAGO Kontakttechnik GmbH & Co. KG
Hansastr. 27
32423 Minden
Phone: +49571 887-0 | Fax: +49571 887-169
Email: info.de@wago.com | Web: www.wago.com