

PROeco PRO ECO 240W 48V 5A

Weidmüller Interface GmbH & Co. KG
Klingenbergstraße 16
D-32758 Detmold
Germany
Fon: +49 5231 14-0
Fax: +49 5231 14-292083
www.weidmueller.com



You are looking for a reliable power supply with basic functions.

With PROeco we can offer you low-cost switch-mode power supply units with high efficiency and system capability. Let's connect. In the series production of machines, in particular, switch-mode power supply units with above-average performance values can deliver genuine competitive advantages.

The low-cost PROeco series offers all the basic functions and delivers impressively high performance and flexibility.

Our PROeco switch-mode power supply units feature a compact design, high efficiency and are extremely easy to maintain. Thanks to temperature protection, short-circuit and overload resistance they can be universally used in all applications.

Wide-ranging safety functions and compatibility with our diode and capacitance modules, together with UPS components for setting up a redundant power supply, characterise solutions with PROeco.

General ordering data

Type	PRO ECO 240W 48V 5A
Order No.	1469590000
Version	Power supply, switch-mode power supply unit, 48 V
GTIN (EAN)	4050118275773
Qty.	1 pc(s).

PROeco
PRO ECO 240W 48V 5A

Weidmüller Interface GmbH & Co. KG
 Klingenbergstraße 16
 D-32758 Detmold
 Germany
 Fon: +49 5231 14-0
 Fax: +49 5231 14-292083
 www.weidmueller.com

Technical data**Dimensions and weights**

Width	60 mm	Width (inches)	2.362 inch
Height	125 mm	Height (inches)	4.921 inch
Depth	100 mm	Depth (inches)	3.937 inch
Net weight	1.014 g		

Temperatures

Operating temperature, max.	70 °C	Operating temperature, min.	-25 °C
Storage temperature, max.	85 °C	Storage temperature, min.	-40 °C
Operating temperature	-25 °C...70 °C	Storage temperature	-40 °C...85 °C

Environmental Product Compliance

REACH SVHC	Lead 7439-92-1
------------	----------------

Input

AC current consumption	1.2 A @ 230 V AC / 2.4 A @ 115 V AC	AC input voltage range	85...264 V AC (derating at 100 V AC)
Connection system	Screw connection	DC current consumption	1.2 A @ 370 V DC / 2.4 A @ 120 V DC
DC input voltage range	80...370 V DC (Derating @ 120 V DC)	Frequency range AC	47...63 Hz
Input frequency	47...63 Hz	Input fuse (internal)	Yes
Inrush current	Max. 10 A	Rated input voltage	100...240 V AC (wide-range input)
Recommended back-up fuse	4 A / DI, safety fuse 10 A, Char. B, circuit breaker 3...4 A, Char. C, circuit breaker	Surge protection	Varistor

output

Capacitive load	unrestricted	Connection system	Screw connection
Continuous output current @ U _{Nominal}	5 A @ 55 °C, 3,75 A @ 70 °C	Nominal output current for U _{nom}	5 A at 55 °C
Output power	240 W	Output voltage	48 V
Output voltage	42...56 V (adjustable via potentiometer)	Overload protection	Yes
Parallel connection option	yes, max. 5	Protection against inverse voltage	Yes
Ramp-up time	≤ 100 ms	Rated output voltage	48 V DC ± 1 %
Residual ripple, breaking spikes	< 100 mV ss @ 48 V DC, I _{Nenn}		

PROeco
PRO ECO 240W 48V 5A

Weidmüller Interface GmbH & Co. KG
 Klingenbergstraße 16
 D-32758 Detmold
 Germany
 Fon: +49 5231 14-0
 Fax: +49 5231 14-292083
 www.weidmueller.com

Technical data**General data**

AC failure bridging time @ I_{nom}	> 20 ms @ 230 V AC / > 20 ms @ 115 V AC	Degree of efficiency	92 %
Earth leakage current, max.	3.5 mA	Housing version	Metal, corrosion resistant
Indication	Green LED ($U_{output} > 21.6$ V DC), Yellow LED ($I_{output} > 90\% I_{Rated}$ typ.), red LED (overload, overtemperature, short-circuit, $U_{output} < 20.4$ V DC)	MTBF	> 500,000 h in accordance with IEC 61709 (SN29500)
Max. perm. air humidity (operational)	5 %...95 % RH	Mounting position, installation notice	on terminal rail TS 35
Operating temperature	-25 °C...70 °C	Power factor (approx.)	> 0.94 @ 230 V AC / > 0.99 @ 115 V AC
Power loss, idling	3 W	Power loss, nominal load	23 W
Protection against over-heating	Yes	Protection against reverse voltages from the load	58...65 V DC
Protection degree	IP20	Short-circuit protection	Yes

EMC / shock / vibration

Limiting of mains voltage harmonic currents	according to EN 61000-3-2	Noise emission in accordance with EN55032	Class B
Vibration resistance IEC 60068-2-6	1 g according to EN 50178	Interference immunity test acc. to	EN 61000-4-2 (ESD), EN 61000-4-3 (RS), EN 61000-4-4 (burst), EN 61000-4-5 (surge), EN 61000-4-6 (conducted), EN61000-4-8 (Fields), EN61000-4-11 (Dips)
Shock resistance IEC 60068-2-27	15 g In all directions		

Insulation coordination

Insulation voltage output / earth	0.5 kV	Insulation voltage output / earth	2 kV
Insulation voltage, input/output	3 kV	Pollution severity	2
Protection degree	I, with PE connection		

Electrical safety (applied standards)

Electrical machine equipment	Acc. to EN60204	For use with electronic equipment	Acc. to EN50178 / VDE0160
Protection against dangerous shock currents	Acc. to VDE0106-101	Protective separation / protection against electrical shock	VDE0100-410 / acc. to DIN57100-410
Safety extra-low voltage	SELV according to EN 60950, PELV according to EN 60204	Safety transformers for switch-mode power supplies	according to EN 61558-2-16

Connection data (input)

Conductor cross-section, AWG/kcmil , max.	12	Conductor cross-section, AWG/kcmil , min.	26
Conductor cross-section, flexible , min.	0.5 mm ²	Conductor cross-section, rigid , max.	6 mm ²
Conductor cross-section, rigid , min.	0.5 mm ²	Connection system	Screw connection
Number of terminals	3 for L/N/PE	Tightening torque, max.	0.6 Nm
Tightening torque, min.	0.5 Nm	Wire connection cross section, flexible (input), max.	2.5 mm ²

Creation date May 27, 2019 7:19:34 PM CEST

Catalogue status 23.05.2019 / We reserve the right to make technical changes.

PROeco
PRO ECO 240W 48V 5A

Weidmüller Interface GmbH & Co. KG
 Klingenbergstraße 16
 D-32758 Detmold
 Germany
 Fon: +49 5231 14-0
 Fax: +49 5231 14-292083
 www.weidmueller.com

Technical data**Connection data (output)**

Conductor cross-section, AWG/kcmil , max.	12	Conductor cross-section, AWG/kcmil , min.	26
Conductor cross-section, flexible , max.	2.5 mm ²	Conductor cross-section, flexible , min.	0.5 mm ²
Conductor cross-section, rigid , max.	6 mm ²	Conductor cross-section, rigid , min.	0.5 mm ²
Connection system	Screw connection	Number of terminals	6 (+,+,-, 13, 14)
Tightening torque, max.	0.6 Nm	Tightening torque, min.	0.5 Nm

Signalling

Contact load (NO contact)	max. 30 V DC / 1 A	Floating contact	Yes
Relay on/off	Output voltage >21.6 V DC/ <20.4 V DC, overload		

Approvals

Institute (cULus)



Certificate no. (cULus)

E258476

Classifications

ETIM 5.0	EC002541	ETIM 6.0	EC002540
eClass 6.2	27-04-90-04	eClass 7.1	27-04-90-04
eClass 8.1	27-04-90-04	eClass 9.0	27-04-07-01
eClass 9.1	27-04-07-01		

Approvals

Approvals



ROHS

Conform

Downloads

Approval/Certificate/Document of Conformity	DE_PA5200_160202_001.pdf
Engineering Data	EPLAN_WSCAD
Engineering Data	STEP
User Documentation	Operating instructions Operating instructions

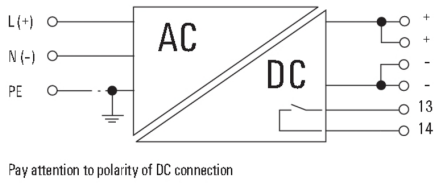
Data sheet

**PROeco
PRO ECO 240W 48V 5A**

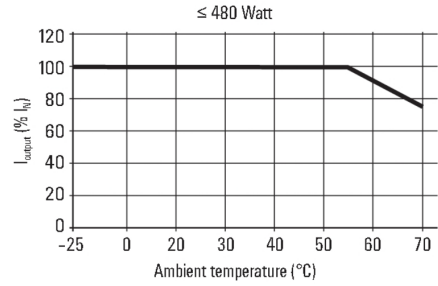
Weidmüller Interface GmbH & Co. KG
 Klingenbergstraße 16
 D-32758 Detmold
 Germany
 Fon: +49 5231 14-0
 Fax: +49 5231 14-292083
 www.weidmueller.com

Drawings

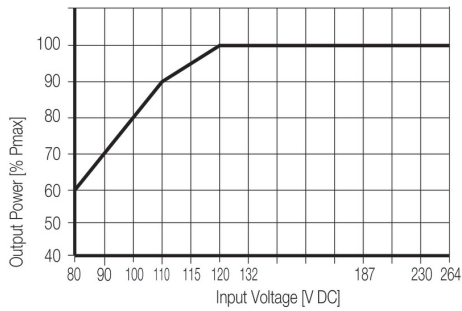
Electric symbol



Derating curve



Derating curve



Derating curve

