


- **UL Hazloc Class I, division 2 approval and ATEX certification**
- **SEMI F47 compliant for voltage sag immunity**
- **Rugged metal case with optional side-mounting**
- **Power Back immunity**
- **150% peak current for 4 s**
- **Operating Temp -40°C to +70°C (full load up to 60°C)**
- **Adjustable output voltage**
- **High Reliability: MTBF 1 mill hrs per IEC 61709**
- **Short circuit and overload protection**
- **5-year product warranty**



The TIB 120-EX family of next generation of 120 Watt din rail power supplies feature high efficiency operation of up to 94% enabling a slim design with alternative side-mounting for flat panels (DC OK Indicator on both front and side panel). These products certified to UL Hazloc Class 1 / Div 2, and ATEX (EN 60079-0, EN 60079-7, EN 60079-15) for operation in hazardous locations. These convection cooled power supplies have a -40°C to +60°C full load operating temperature range. 150% peak power for up to 4 seconds which is ideal for stepper motors, solenoids or actuators. The TIB 120-EX series has an important Back Power Immunity feature that helps protect against shut-down or malfunction with loads such as inductors and decelerating motors that can feed voltage back to the power supply. Outputs are radio-interference-suppressed to impede radiation at long output lines which reduces the common mode current to within limits of telecommunication ports. The series operate with a high power factor of up to 99% which also minimizes inrush current. Additional qualifications include IEC/EN/UL 60950-1, UL 508 and CB Report with EMC compliance to IEC/EN 61000-6-2 and IEC/EN 61000-6-3.

Models					
Order Code	Output Power max.	Output Voltage nom. (adjustable)	Output Current max.	Output Current peak	Efficiency typ.
TIB 120-112EX	120 W	12 VDC (11.8 - 15.0 VDC)	10'000 mA	15'000 mA	94 %
TIB 120-124EX		24 VDC (23.5 - 28.0 VDC)	5'000 mA	7'500 mA	94 %
TIB 120-148EX		48 VDC (47.0 - 56.0 VDC)	2'500 mA	3'750 mA	94 %

Options	
TIB-RMK01	- Optional Ruggedized DIN-Rail Mounting Clip for EN 61373: www.tracopower.com/products/tib-rmk01.pdf
on demand (backorder with MOQ non stocking item)	- Optional models with certified DC input

Input Specifications

Input Voltage		Operational Range: 85 - 264 VAC (Full Range) Rated Range: 100 - 240 VAC (Full Range) (Optional models with certified DC input available on demand. Please see PCN no. 038-22.)
Input Frequency		Operational Range: 45 - 65 Hz Certified: 50/60 Hz
Power Consumption	- No load & Vin = 230 VAC - No load & Vin = 115 VAC	3'200 mW max. 3'200 mW max.
Input Inrush Current	- At 230 VAC - At 115 VAC	30 A max. 15 A max.
Power Factor	- At 230 VAC - At 115 VAC	0.8 min. (Active Power Factor Correction) 0.97 min. (Active Power Factor Correction)
Recommended Input Fuse		(The need of an external fuse has to be assessed in the final application.)

Output Specifications

Output Voltage Adjustment		12 VDC model: 11.8 - 15.0 VDC 24 VDC model: 23.5 - 28.0 VDC 48 VDC model: 47.0 - 56.0 VDC (By trim potentiometer) Output power must not exceed rated power!
Voltage Set Accuracy		±0.25% max.
Regulation	- Input Variation (Vmin - Vmax) - Load Variation (10 - 90%)	0.1% max. 0.5% max.
Boost Power		Output Current peak: See model table Peak power time: 4 s max. (auto switch off) Off Time: 10 s typ. (During peak operation, the unit continuously switches off the output voltage after 4 s and restarts after approx. 10 s.)
Ripple and Noise (20 MHz Bandwidth)		12 VDC model: 100 mVp-p max. 24 VDC model: 100 mVp-p max. 48 VDC model: 200 mVp-p max.
Capacitive Load		Infinite
Minimum Load		Not required
Temperature Coefficient		±0.02 %/K max.
Hold-up Time	- At 230 VAC - At 115 VAC	20 ms min. 20 ms min.
Start-up Time	- At 230 VAC - At 115 VAC	2'000 ms max. 2'000 ms max.
Short Circuit Protection		Continuous, Automatic recovery
Overload Protection		Constant Current Mode Switch off after 4 s delay, automatic restart
Output Current Limitation		155% min. of Iout max.
Overvoltage Protection		117 - 158% of Vout nom. (depending on model) 16 - 19 VDC (12 VDC model) 32 - 35 VDC (24 VDC model) 56 - 60 VDC (48 VDC model) (In case of an internal error a second voltage regulation loop keeps the output voltage at a save level, the power supply turns off and tries to restart after 10 s.)

All specifications valid at nominal voltage, resistive full load and +25°C after warm-up time, unless otherwise stated.

Transient Response	- Peak Variation	800 mV max. (10% to 90% Load Step)
	- Response Time	2'000 µs typ. (10% to 90% Load Step)

Safety Specifications

Safety Standards	- IT / Multimedia Equipment	CSA-C22.2, No. 60950-1 EN 60950-1 EN 62368-1 IEC 60950-1 IEC 62368-1 UL 60950-1
	- Industrial Control Equipment	UL 508
	- ATEX	EN 60079-0 EN 60079-15 EN 60079-7 EX II3G Ex nA nC IIC T4 GC
	- HazLoc	UL 121201
	- Measurement, Control & Lab.	Class I; Div 2; Groups A,B,C,D; T4 EN 61010-1 EN 61010-2-201 IEC 61010-1 IEC 61010-2-201 UL 61010-1 UL 61010-2-201
	- Certification Documents	www.tracopower.com/overview/tib120-ex
	Protection Class	Class I (Prepared): Connection to PE
	Pollution Degree	PD 2
	Over Voltage Category	OVC II

EMC Specifications

EMI Emissions	- Conducted Emissions	EN 61000-6-3 (Generic Residential) EN 61204-3 (Low Voltage Power Supplies) EN 50121-3-2 (EMC for Rolling Stock) EN 50121-4 (Railway Application Signalling)
	- Radiated Emissions	EN 55011 class B (internal filter) EN 55032 class B (internal filter) EN 55011 class B (internal filter) EN 55032 class B (internal filter)
	- Harmonic Current Emissions	EN 61000-3-2, class A

All specifications valid at nominal voltage, resistive full load and +25°C after warm-up time, unless otherwise stated.

Environment	- Vibration	EN 61373 IEC 60068-2-6 2 g, 3 axis, sine sweep, 10-55 Hz, 11 oct/min
	- Mechanical Shock	EN 61373 IEC 60068-2-27 25 g, 3 axis, half sine, 11 ms
Housing Material		Aluminum (Chassis) Stainless Steel (Cover)
Housing Type		Metal Case
Mounting Type		DIN-Rail Mount (EN 60715 - 35x7.5mm/35x15mm)
Connection Type		Screw Terminal
Weight		461 g
Thermal Impedance	- Case to Ambient	0.8 K/W typ.
Power Back Immunity		12 VDC model: 19 V max. 24 VDC model: 35 V max. 48 VDC model: 60 V max. (When external voltage is supplied above set output voltage and below OVP threshold, the power supply will function normally without switch off or destruction, even if external voltage is applied continuously.)
Power OK Signal	- Trigger Threshold	12 VDC model: 10.5 - 11.1 VDC 24 VDC model: 21 - 23 VDC 48 VDC model: 42 - 46 VDC
	- Power OK	Relay contact closed
	- Power Off	Relay contact open
	- Pin Specifications	30 VDC / 1 A max.
Status Indicator		Also indicated by green LEDs: front and side
Environmental Compliance	- REACH Declaration	www.tracopower.com/info/reach-declaration.pdf REACH SVHC list compliant REACH Annex XVII compliant
	- RoHS Declaration	www.tracopower.com/info/rohs-declaration.pdf Exemptions: 7a, 7c-I (RoHS exemptions refer to the component concentration only, not to the overall concentration in the product (O5A rule).)
	- SCIP Reference Number	4810e150-5c58-4019-8a73-af1dc530467a

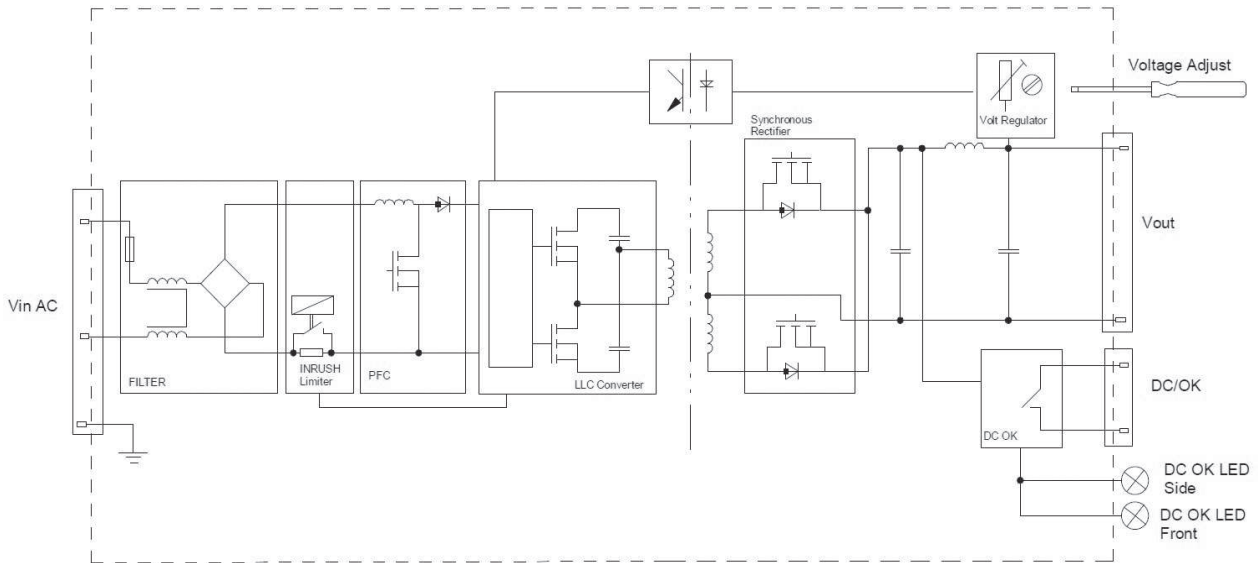
Supporting Documents

Overview Link (for additional Documents)

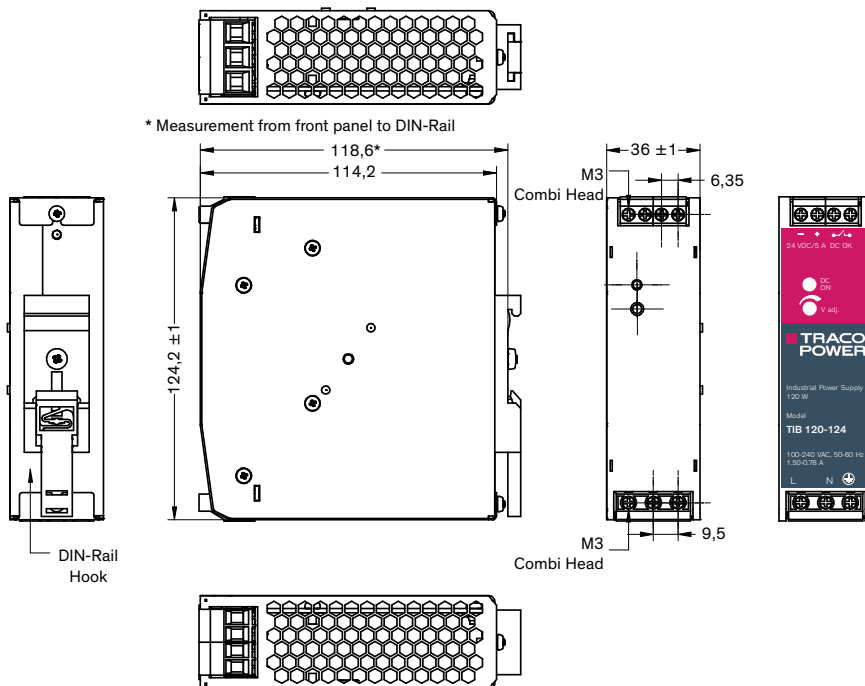
www.tracopower.com/overview/tib120-ex

All specifications valid at nominal voltage, resistive full load and +25°C after warm-up time, unless otherwise stated.

Blockdiagram



Outline Dimensions



All specifications valid at nominal voltage, resistive full load and +25°C after warm-up time, unless otherwise stated.

Alternative side mounting

