



Digalox DPM72-MPP

Graphical DIN-panelmeter with RGB backlight for analogue signal 0/2 - 10 V and 0/4 - 20 mA with USB

Description

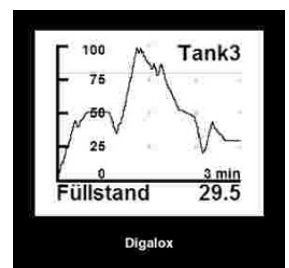
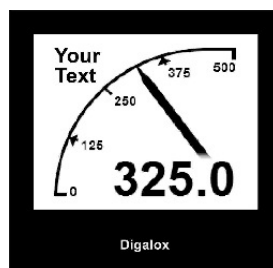
Graphical measuring instrument for electrical parameters and process display with RGB backlight - unique, innovative, and multifunctional. The measurement modes analogue signal 0/2 to 10 V and 0/4 to 20 mA DC are supported. The multi display is able to display 2 parameters simultaneously. Thresholds can be associated with individual warning colours. Minimum and maximum values are recorded and can be displayed and reset via jumper or an external switch. Measured values of one parameter are recorded over a timespan of 3 minutes up to 14 days. The timebase as well as the display of the measuring history can be activated by an external switch. The measured values remain stored as

long as the device is supplied with voltage. The following parameters can be adjusted using the USB configuration software: scale endpoint, scale caption, display style (pointer, tachometer, bar graph, and more), splash image, backlight colour, thresholds for alarm output, threshold warning colour (light, blink), hysteresis, and more. Recorded measurement values can be read and a continuous transmission of the actual measuring value can be enabled. Using the software, values can be viewed and exported as CSV.

Features

- Graphic display 16 grey levels with RGB backlight
- Pointer and digital display
- Measuring range voltage 0/2 to 10 V DC and 0/4 bis 20 mA DC for analogue signal
- USB interface, galvanically isolated
- Adjustable scale endpoint
- Recording of measurement over up to 14 days
- Alarm outputs with adjustable thresholds, galvanically isolated
- Individual alarm backlight colour
- User splash image
- Real-time transmission of measured values
- Integration of measured values
- Supply 10 to 24 V AC/DC or via USB (min. 5 V), galvanically isolated
- Windows software for individual configuration and recording of measured values

Samples adjustable display styles



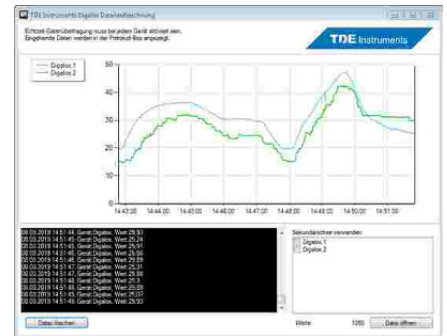
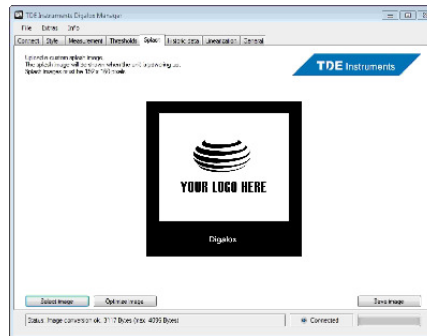
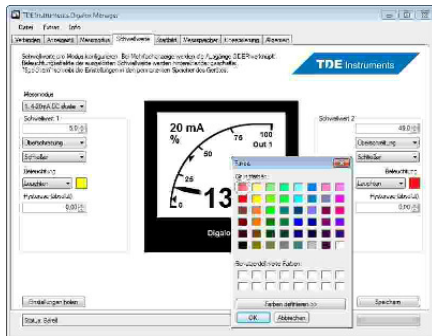
TDE Instruments GmbH
 Gewerbestraße 8
 D-71144 Steinenbronn
 Germany

Tel.: +49(0)7157 20801
 Fax: +49(0)7157 20813
 Email: info@tde-instruments.de
 Web: www.digalox.com

Software

The corresponding free software enables the individual configuration of the meter. Via software the measured values can be read from the memory, as well as continuous data transmission enabled.

Using the software, values can be viewed, recorded and exported as CSV.



Specifications

Supply:
 10 - 24 V AC/DC or via USB (min. 5 V), galvanically isolated
 Display:
 LCD graphic display 192 x 160 pixels
 Measuring range voltage:
 0-10 V DC (max. 30 V)
 Accuracy voltage:
 ±0.5 % true RMS
 Internal resistance voltage:
 102 kOhm
 Measuring range ampere:
 0/4 - 20 mA DC (max. 100 mA)
 Accuracy ampere:
 ±0.5 % true RMS
 Recording of measurement:
 6,2 Ohm
 Recording of measurement:
 3 mins. to 14 days

Alarm outputs:
 2 optocoupler outputs max. 30 V DC, 50 mA
 Operating temperature:
 0 °C to +50 °C
 Storage temperature:
 -20 °C to +70 °C
 Dimensions:
 72 mm x 72 mm x 58 mm
 Panel cut-out:
 68 mm x 68 mm
 Fixation:
 Bracket
 Protection front:
 IP65 when mounted with gasket (separately available)
 Manufacturer:
 TDE Instruments