



Sauter GmbH

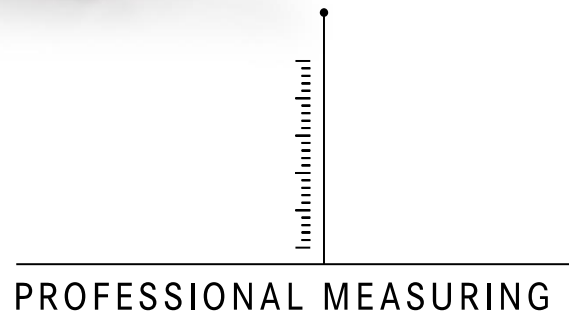
Ziegelei 1
D-72336 Balingen
E-Mail: info@kern-sohn.com

Tel.: +49-[0]7433-9933-0
Fax: +49-[0]7433-9933-149
Internet: www.sauter.eu

Instruction Manual / Data sheet

CB Q1 / CB Q2

V. 1.0
12/2018
GB



CB Q1 / CB Q2 -BA-e-1810



SAUTER CB Q1 / CB Q2

V. 1.0 12/2018

Instruction Manual / Data sheet

Summarize:

1	Short description	3
2	Available models.....	3
3	Introduction.....	3
4	Warning notes.....	3
5	Warranty	4
6	Detailed specifications	4
7	Wiring.....	4
8	Dimensions in mm.....	5
8.1	5 – 500kg	5
8.2	750kg -1500kg.....	6
9	Certificate of Compliance.....	6

1 Short description

- Stainless steel IP68 (acc. to EN 60529) / IP69K (acc. To ISO 20653) bending beam load cell
- Suitable platform, hopper, bed and other weighing devices in raw environment
- hermetically sealed
- Accuracy OIML R60 C3
- OIML certificated models 10kg ... 500kg
- Option on request: EX, Accuracy C6

2 Available models

Capacity	Model
5 kg	CB 5-3Q1
10 kg	CB 10-3Q1
20 kg	CB 20-3Q1
30 kg	CB 30-3Q1
50 kg	CB 50-3Q1
75 kg	CB 75-3Q1
100 kg	CB 100-3Q1
150 kg	CB 150-3Q1
200 kg	CB 200-3Q1
250 kg	CB 250-3Q1
300 kg	CB 300-3Q1
500 kg	CB 500-3Q1
750 kg	CB 750-3Q2
1000 kg	CB 1000-3Q2
1500 kg	CB 1500-3Q2

3 Introduction

Please pay attention to the notes of the operating manual: read these operating manual carefully before commissioning, even if you already have experience with SAUTER measuring cells.

After receiving the measuring cell, it should be checked in advance whether no transport damage has occurred, whether the outer packaging or other parts or even the article itself has been damaged. If any damage is evident, please inform SAUTER GmbH immediately.

4 Warning notes

Observe the national accident prevention regulations.

Not correct executed use of the measuring cell can lead to serious injuries, death, material damage and personal injuries. Use only by trained and experienced people. Never load more than the max. capacity to a measuring cell. Overloaded measuring cells no longer have the required accuracy. Overloaded or deformed measuring cells are no longer allowed to use and must be changed quickly.

Never step under suspended loads.

Always fasten overload- or break security to your construction.

Pay attention to the allowed static and dynamic loads of the used equipment.

Let the measuring cells calibrate at regular intervals.
 Only load the measuring cell in its specified load direction. Avoid lateral forces.
 Control the measuring cells to deformations and cracks.
 Measuring cells with 4-Conductor cable will change their characteristic value when shortened or extended the cable length.

5 Warranty

The warranty expires at:

- Disregard of the specifications of the operating manual
- Modification or opening the measuring cell
- Overload
- Mechanical damages
- Damage caused by liquids or media
- Natural loss
- Not correct installation

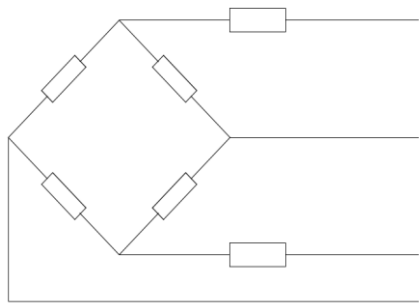
6 Detailed specifications

Output sensitivity (FS)	mV/V	2.0 ± 0.002
Maximum capacity (E _{max})	kg	5, 10, 20, 30, 50, 75, 100, 150, 200, 250, 300, 500, 750, 1000, 1500
Max.number of load cell intervals	n _{LC}	3000
Ratio of min. LC verification interval	$Y = E_{max} / V_{min}$	10000
Combined Error	%FS	≤± 0.017
Minimum dead load	Of E _{max}	0%
Safe overload	of E _{max}	150 %
Ultimate overload	of E _{max}	200 %
Zero balance	of FS	< ± 2.0 %
Excitation, recommended voltage	V	10 ~ 15
Input resistance	Ω	400 ± 20
Output resistance	Ω	350 ± 3
Insulation resistance	MΩ	≥5000 (at 50VDC)
Compensated temperature	°C	-10 ~+40
Operating temperature	°C	-30 ~ +70

7 Wiring

Shielded, 6 cable. Shield not connected to element. Cable diameter: Ø4mm.
 Standard cable length: 3m

4-wire diagram



Input(+) Green

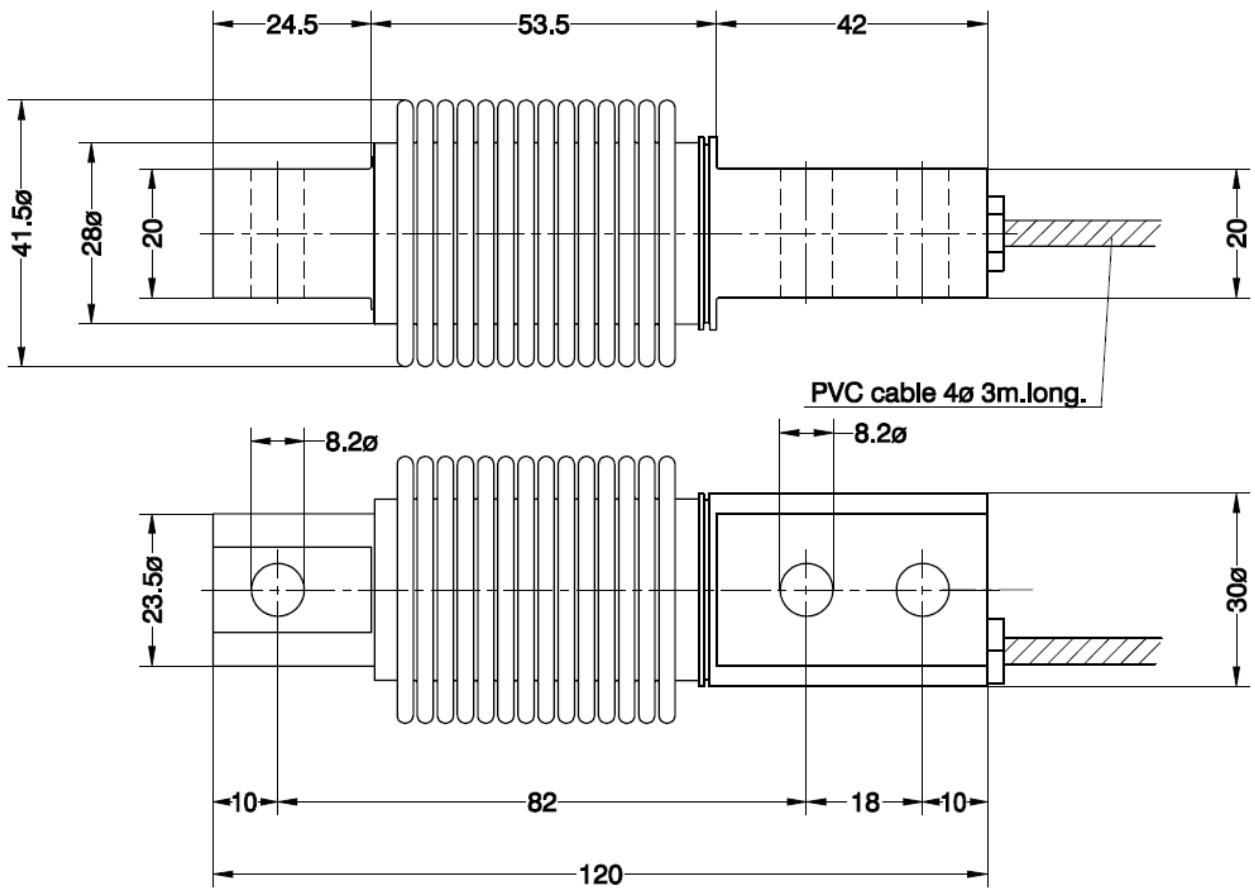
Output(-) White

Input (-) Black

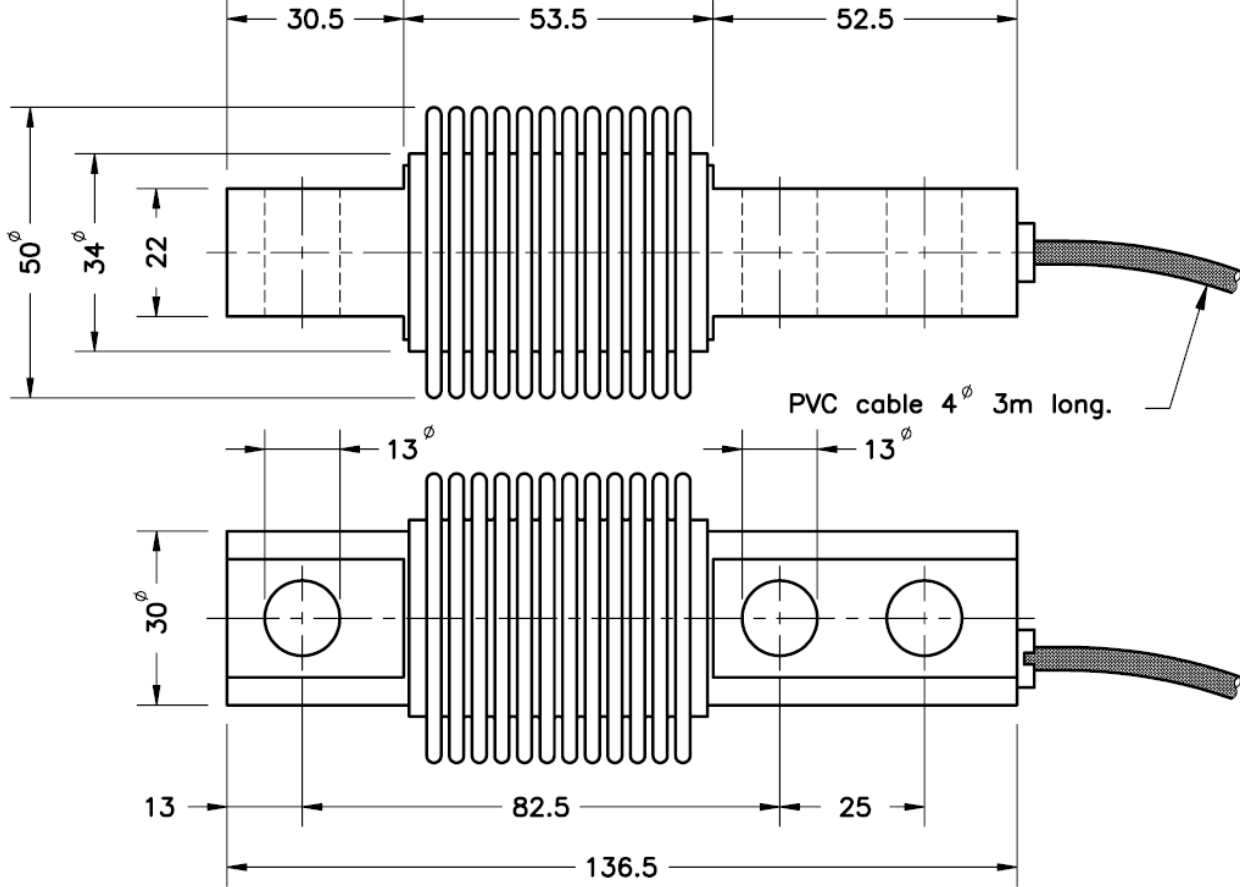
Output(+) Red

8 Dimensions in mm

8.1 5 – 500kg



8.2 750kg -1500kg



9 Certificate of Compliance

The Certificate of Compliance can be downloaded from the website www.sauter.eu