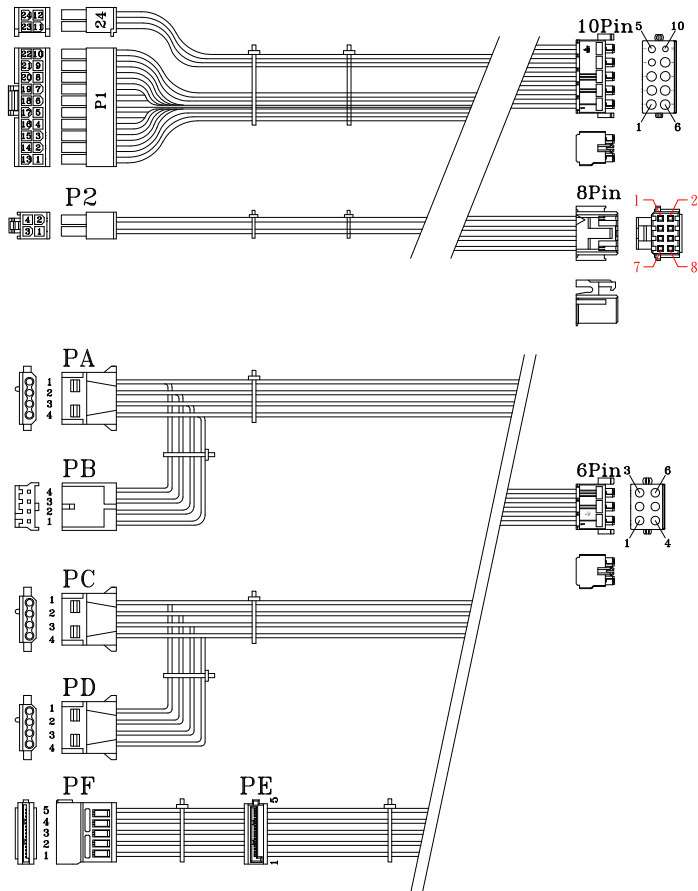


# 外觀圖



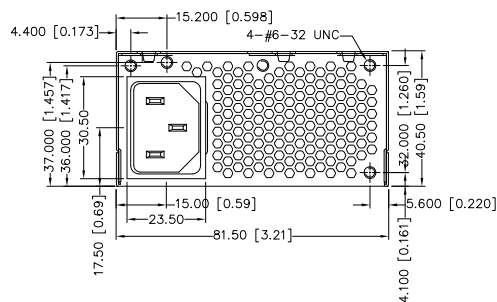
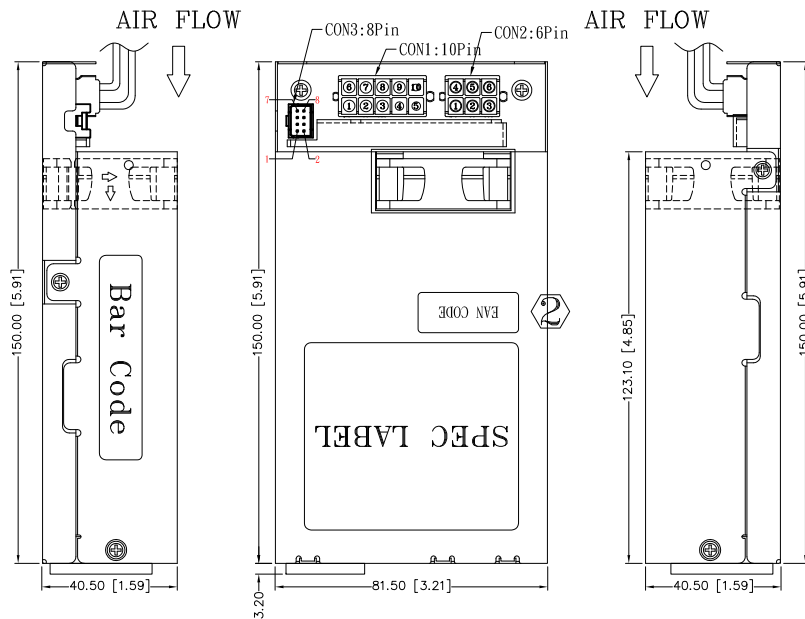
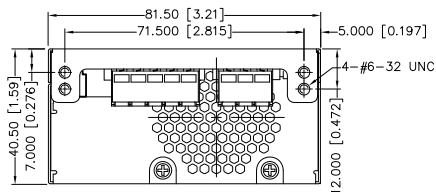


② 增加EAN CODE

NOTE:

1. ALL THE LENGTH OF OUTPUT WIRES EXCLUDE HOUSING.
2. 公差: .XX=±0.5 [0.02]、.XXX=±0.25 [0.01]

UNIT:mm [inch]



| REF. ID. | PIN NO. | SIGNAL     | WIRE COLOR | GAUGE | CONNECTOR TYPE | CABLE LENGTH |
|----------|---------|------------|------------|-------|----------------|--------------|
| P1<br>24 | 1       | +3.3V      | ORANGE     | 20    | WST            | 400±15mm     |
|          | 2       | +3.3V      | ORANGE     | 20    | P20            |              |
|          | 3       | COM        | BLACK      | 20    | 142002K11DZ    |              |
|          | 4       | +5V        | RED        | 20    | -W             |              |
|          | 5       | COM        | BLACK      | 20    | +P4-           |              |
|          | 6       | +5V        | RED        | 20    | 142002K11DZ    |              |
|          | 7       | COM        | BLACK      | 20    | -W             |              |
|          | 8       | PW-OK      | GRAY       | 24    | or EQUIV.      |              |
|          | 9       | PW-OK      | GRAY       | 24    |                |              |
|          | 10      | +5Vsb      | PURPLE     | 24    |                |              |
|          | 11      | +5Vsb      | PURPLE     | 24    |                |              |
|          | 12      | +12V       | YELLOW     | 20    |                |              |
|          | 13      | +12V       | YELLOW     | 20    |                |              |
|          | 14      | +3.3V      | ORANGE     | 20    |                |              |
|          | 15      | +3.3Vsense | BROWN      | 24    |                |              |
|          | 16      | -12V       | BLUE       | 24    |                |              |
|          | 17      | PS-ON      | GREEN      | 24    |                |              |
|          | 18      | PS-ON      | GREEN      | 24    |                |              |
|          | 19      | COM        | BLACK      | 20    |                |              |
|          | 20      | COM        | BLACK      | 20    |                |              |
|          | 21      | +5V        | RED        | 20    |                |              |
|          | 22      | +5V        | RED        | 20    |                |              |
|          | 23      | +5V        | RED        | 20    |                |              |
|          | 24      | COM        | BLACK      | 20    |                |              |
| P2       | 1       | COM        | BLACK      | 20    | MOLEX          | 410±15mm     |
|          | 2       | COM        | BLACK      | 20    | 39-01-         |              |
|          | 3       | +12V       | YELLOW     | 20    | 2045           |              |
|          | 4       | +12V       | YELLOW     | 20    | or EQUIV.      |              |
| PA       | 1       | +12V       | YELLOW     | 20    | WST            | 250±15mm     |
|          | 2       | COM        | BLACK      | 20    | P4-A1020ZZ     |              |
|          | 3       | COM        | BLACK      | 20    | or EQUIV.      |              |
|          | 4       | +5V        | RED        | 20    |                |              |
| PB       | 1       | +5V        | RED        | 20    | AMP            | 155±10mm     |
|          | 2       | COM        | BALCK      | 20    | 171822-4       |              |
|          | 3       | COM        | BALCK      | 20    | or EQUIV.      |              |
|          | 4       | +12V       | YELLOW     | 20    |                |              |
| PC       | 1       | +12V       | YELLOW     | 20    | WST            | 310±15mm     |
|          | 2       | COM        | BLACK      | 20    | P4-A1020ZZ     |              |
|          | 3       | COM        | BLACK      | 20    | or EQUIV.      |              |
|          | 4       | +5V        | RED        | 20    |                |              |
| PD       | 1       | +12V       | YELLOW     | 20    | WST            | 155±10mm     |
|          | 2       | COM        | BLACK      | 20    | P4-A1020ZZ     |              |
|          | 3       | COM        | BLACK      | 20    | or EQUIV.      |              |
|          | 4       | +5V        | RED        | 20    |                |              |
| PE       | 1       | +3.3V      | ORANGE     | 20    | WST            | 310±15mm     |
|          | 2       | COM        | BLACK      | 20    | P5-12702r00    |              |
|          | 3       | +5V        | RED        | 20    | or EQUIV.      |              |
|          | 4       | COM        | BLACK      | 20    |                |              |
|          | 5       | +12V       | YELLOW     | 20    |                |              |
| PF       | 1       | +3.3V      | ORANGE     | 20    | WST            | 155±10mm     |
|          | 2       | COM        | BLACK      | 20    | P5-112718      |              |
|          | 3       | +5V        | RED        | 20    | -B             |              |
|          | 4       | COM        | BLACK      | 20    | or EQUIV.      |              |
|          | 5       | +12V       | YELLOW     | 20    |                |              |

P/N:9PA2203501

|                                     |             |               |             |
|-------------------------------------|-------------|---------------|-------------|
| MODEL NO. : FSP220-50FGBBI(F660001) | TITLE: ASSY | SHEET: 1 OF 1 | REV:02      |
| R&D(2)                              | PE          | DRAWN         | DATE        |
|                                     |             | 周書宇           | JUL.16.2018 |
| INTERIOR COUNTERSIGN:               |             |               | FPS         |